



# Club Health Assessment for District 201N1 through April 2025

			Status	Membership							Reports					Finance		LCIF
Club Number	Club Name	Charter Date		Current Member Count	YTD Members Added	YTD Members Dropped	YTD Net Growth	YTD Net Growth%	Member Count 12 Months Ago	Avg. length of service for members	Months Since Last MMR ***	Yrs. Since Last Officer Report	President Rotation	Vice President Reported ****	Months Since Last Activity Report ***	Account Balance	Donations for current Fiscal Year	
			Number of times on status quo within last two years	If below 15 members appears				If net loss is greater than 20% appears			If no report in 3 months appears in	When more than one year appears in	Number of repeat terms	Notes the officers that do not have an active	If no report at 12 months appears in red			
Clubs more than two years old																		
22385	ARMIDALE	09/29/1955	Active	15	0	0	0	0.00%	16		1		2	N	SC	7	\$1,000.00	
34679	ARMIDALE DUMARESQ	11/29/1977	Active	39	3	2	1	2.63%	38	3	0		2	N	SC	0		
Exc Award (06/30/2021)																		
54981	ARMIDALE DUVAL	10/21/1993	Active	12	0	0	0	0.00%	12		1		2	R	SC	1		
22386	ASHFORD	02/18/1970	Active	6	3	6	-3	-33.33%	9	6	0		4		P,M,VP,SC	17		
104943	AUSTRALIAN LIONSONOZ	03/11/2009	Active	32	2	3	-1	-3.03%	33	12	0			N	SC	2	\$50.00	
Exc Award (06/30/2021, 06/30/2022, 06/30/2023)																		
133404	Australian Online & Travellers	01/03/2018	Active	22	3	0	3	15.79%	20		3		3	N		1		
31369	BARRABA	11/20/1975	Active	14	1	2	-1	-6.67%	15	13	1		2		VP,SC	10		
22387	BELLINGEN	08/25/1954	Active	15	3	5	-2	-11.76%	18	20	0		2	IP	T,SC	0		
Exc Award (06/30/2023)																		
35813	BINGARA	06/23/1978	Active	16	0	0	0	0.00%	16		0				T,VP,SC	24+	\$664.32	
22390	BOGGABRI	04/25/1972	Active	27	7	0	7	35.00%	20		0		4		M,VP,SC	17		
54575	BONVILLE SAWTELL	06/09/1993	Active	19	0	2	-2	-9.52%	22	17	1		2		VP,SC	1		
29591	BOWRAVILLE	06/27/1974	Cancelled(6*)	0	0	0	0	0.00%	7		10	1	None		P,S,T,M,VP SC	16		
45170	BUNDARRA	06/14/1985	Active	19	2	0	2	11.76%	17		0		2		T,M,VP,SC	24		
141815	Clarence - Environment	06/29/2020	Active	22	0	7	-7	-24.14%	29	4	0			R	M,SC	2	\$169.55	
22395	COFFS HARBOUR	04/27/1953	Active	19	2	0	2	11.76%	17		3		2	R	SC	0		
Exc Award (06/30/2023)																		
30933	COFFS HARBOUR PACIFIC CITY	06/13/1975	Active	11	0	0	0	0.00%	11		1		4	R	SC	2		
41554	COLLARENEBRI	06/22/1982	Active	9	0	1	-1	-10.00%	10	7	1			N	M,VP	5		
22397	DORRIGO PLATEAU	05/02/1968	Active	11	0	1	-1	-8.33%	12	6	0		2	N	P,M,VP	0		
22398	FORSTER TUNCURRY	04/05/1961	Active	34	4	5	-1	-2.86%	33	17	0		2	R	S,SC	1		
Exc Award (06/30/2018, 06/30/2022)																		
22399	GLEN INNES	10/23/1953	Active	28	5	5	0	0.00%	28	4	1				M,VP,SC	12		



# Club Health Assessment for District 201N1 through April 2025

			Status	Membership							Reports					Finance		LCIF		
Club Number	Club Name	Charter Date		Current Member Count	YTD Members Added	YTD Members Dropped	YTD Net Growth	YTD Net Growth%	Member Count 12 Months Ago	Avg. length of service for dropped members	Months Since Last MMR ***	Yrs. Since Last Officer Report	President Rotation	Vice President Reported ****	Months Since Last Activity Report ***	Account Balance	Donations for current Fiscal Year			
			Number of times on status quo within last two years	If below 15 members appears					If net loss is greater than 20% appears					If no report in 3 months appears in	When more than one year appears in	Number of repeat terms	Notes the officers that do not have an active	If no report at 12 months appears in red		
Exc Award (06/30/2023)																				
143629	Glen Innes Highlands Lioness	11/19/2020	Active	14	2	2	0	0.00%	15	4	5			VP,SC	0	90+ Days				
22402	GRAFTON	09/24/1953	Active	12	1	0	1	9.09%	11		1		6	T,VP,SC	1					
22403	GUNNEDAH	09/23/1958	Active	22	6	2	4	22.22%	18	24	1			VP	2					
22404	GUYRA	12/08/1970	Active	11	1	1	0	0.00%	11	4	0			M,VP,SC	3	90+ Days				
50461	HALLIDAYS POINT	04/19/1990	Active	30	6	1	5	20.00%	27	2	0			VP,SC	16					
Exc Award (06/30/2017)																				
32630	HARRINGTON	07/06/1976	Active	29	5	5	0	0.00%	29	5	1			N	1		\$950.19			
Exc Award (06/30/2017, 06/30/2020, 06/30/2023)																				
22407	INVERELL	10/19/1953	Active	18	3	3	0	0.00%	18	7	0			T,VP,SC	0		\$326.58			
36497	INVERELL MACINTYRE	01/18/1979	Active	38	7	6	1	2.70%	39	4	1			N	2		\$628.05			
Exc Award (06/30/2018)																				
22409	KEMPSEY	12/12/1957	Active	7	0	3	-3	-30.00%	10	8	0		2	T,M,VP,SC	0					
59460	KOOTINGAL	05/05/1997	Active	25	0	1	-1	-3.85%	26	2	0		2	R	0		\$1,356.43			
Exc Award (06/30/2024)																				
108094	LAKE CATHIE BONNY HILLS	04/13/2010	Active	8	0	0	0	0.00%	8		12			M,VP,SC	24+					
35226	MACKSVILLE	03/29/1978	Active	13	3	0	3	30.00%	10		1		2	R	0		\$332.16			
45006	MACLEAN	05/02/1985	Active	21	7	0	7	50.00%	14		1			T,VP,SC	1					
31053	MANILLA	06/30/1975	Active	10	0	0	0	0.00%	10		0		None	P,S,T,M,VP SC VP	13		\$332.16			
36243	MANNING RIVER L C	11/22/1978	Active	34	3	1	2	6.25%	33	5	1				0		\$690.04			
Exc Award (06/30/2018, 06/30/2023)																				
22414	MOREE	11/11/1954	Active	18	0	4	-4	-18.18%	22	23	0			N	SC	10				
22415	MURRURUNDI	07/10/1962	Active	13	0	0	0	0.00%	11		1		2	R	SC	2				
22417	NAMBUCCA HEADS	12/07/1967	Active	36	5	2	3	9.09%	30	26	1		4	R	0					
22418	NARRABRI	12/12/1963	Active	22	0	1	-1	-4.35%	23	5	0		5	N	M,SC	0				
37525	NUNDLE DISTRICT L C	09/05/1979	Active	9	0	2	-2	-18.18%	11	24	2		4		VP,SC	6				
Exc Award (06/30/2018)																				



# Club Health Assessment for District 201N1 through April 2025

Club Number	Club Name	Charter Date	Status	Membership							Reports					Finance	LCIF
				Current Member Count	YTD Members Added	YTD Members Dropped	YTD Net Growth	YTD Net Growth%	Member Count 12 Months Ago	Avg. length of service members	Months Since Last MMR ***	Yrs. Since Last Officer Report	President Rotation	Vice President Reported ****	Months Since Last Activity Report ***	Account Balance	Donations for current Fiscal Year
			Number of times on status quo within last two years	If below 15 members appears				If net loss is greater than 20% appears			If no report in 3 months appears in	When more than one year appears in	Number of repeat terms	Notes the officers that do not have an active	If no report at 12 months appears in red		
32385	OLD BAR	06/15/1976	Active	10	4	7	-3	-23.08%	14	2	0			T,VP,SC	15		
117294	ORARA VALLEY	06/21/2012	Active	19	3	1	2	11.76%	17	12	1		2	R SC	1		
22422	PORT MACQUARIE	06/17/1959	Active	28	0	1	-1	-3.45%	28	2	6			VP,SC	0		
59960	PORT MACQUARIE TACKING POINT	09/15/1997	Active	35	5	6	-1	-2.78%	38	19	1		N	SC	0		
36402	PREMER & DISTRICT L C	12/29/1978	Active	12	0	2	-2	-14.29%	14	1	1		3	P,T,M,VP,SC	10		
22424	QUIRINDI	11/16/1967	Active	17	0	5	-5	-22.73%	23	4	1		2	T,VP,SC	7		
Exc Award (06/30/2017)																	
41555	SOUTH TAMWORTH	06/02/1982	Active	17	0	0	0	0.00%	18		10			R SC	2		
22432	TAMWORTH	08/18/1956	Active	38	2	2	0	0.00%	38	6	0			N SC	3		\$3,321.60
143762	Tamworth City	12/04/2020	Active	32	0	0	0	0.00%	33		0		None	P,S,T,M,VP SC	11		
Exc Award (06/30/2023)																	
29593	TAMWORTH PEEL VALLEY	06/27/1974	Active	23	2	4	-2	-8.00%	27	9	1		2	N M,SC	0		\$332.60
Exc Award (06/30/2017, 06/30/2018)																	
22433	TAREE	09/22/1954	Active	59	3	3	0	0.00%	61	5	1		2	VP,SC	18		
119440	URALLA	05/31/2013	Active	5	0	6	-6	-54.55%	11	10	0		2	R M,SC	14	90+ Days	
121845	Urunga	04/28/2014	Active	16	2	3	-1	-5.88%	17	8	0			R M,SC	0		
Exc Award (06/30/2017, 06/30/2020)																	
37374	VALLA	06/20/1979	Active	9	0	0	0	0.00%	10		0		3	M,VP,SC	1		\$718.42
Exc Award (06/30/2017)																	
22442	WALCHA	10/14/1957	Active	15	0	0	0	0.00%	15		8			VP,SC	8		
125689	Warialda	08/25/2015	Active	8	1	0	1	14.29%	8		1		2	N	2	90+ Days	
22445	WAUCHOPE	02/19/1968	Active	16	0	1	-1	-5.88%	17	1	1		None	P,S,T,M,VP SC	14		\$664.32
35227	WEE WAA	03/06/1978	Active	20	1	1	0	0.00%	20	7	1		None	P,S,T,M,VP SC	16		
34468	WERRIS CREEK	09/07/1977	Active	27	12	1	11	68.75%	16	0	1		4	VP,SC	24+		
45007	WILLOW TREE	05/02/1985	Active	8	0	0	0	0.00%	8		0		9	S,M,VP,SC	24+		
32830	WOOLGOOLGA	10/11/1976	Active	20	1	0	1	5.26%	21		1			M,VP,SC	4		



# Club Health Assessment for District 201N1 through April 2025

			Status	Membership							Reports					Finance	LCIF
Club Number	Club Name	Charter Date		Current Member Count	YTD Members Added	YTD Members Dropped	YTD Net Growth	YTD Net Growth%	Member Count 12 Months Ago	Avg. length of service for dropped members	Months Since Last MMR ***	Yrs. Since Last Officer Report	President Rotation	Vice President Reported ****	Months Since Last Activity Report ***	Account Balance	Donations for current Fiscal Year
			Number of times on status quo within last two years	If below 15 members appears			If net loss is greater than 20% appears				If no report in 3 months appears in	When more than one year appears in	Number of repeat terms		Notes the officers that do not have an active	If no report at 12 months appears in red	
Exc Award (06/30/2020)																	
29152	YAMBA	04/03/1974	Active	12	0	0	0	0.00%	11		0		3	M,VP,SC	14		

Clubs Cancelled Previous Fiscal Year – Clubs Cancelled within last 12 months may be reinstated

Club Number	Club Name	Charter Date	Current Status*	Cancellation Date
31579	CRESCENT HEAD	01/23/1976	Cancelled(6*)	09/29/2023
45171	LAURIETON INC	06/20/1985	Cancelled(6*)	07/29/2023
29592	SOUTH WEST ROCKS	06/07/1974	Cancelled(6*)	09/29/2023

Current Total Clubs Count	YTD New Clubs Count	YTD Cancelled Clubs Count	YTD Net Club Gain	Current Total Members Count	YTD Add	YTD Drop	YTD Net Growth	YTD Net Growth %	Member Count 12 Months Ago	Average Member Count Per Club	% of Clubs with less than 20 members	% No MMR in 3 Months	% No Officer Report in 12 Months	% of Clubs with balance 90+ days	Number of Clubs in Status Quo	% Status Quo Clubs in Financial Suspension	Number of Cancelled Clubs	Average Cancelled Club Age	Members Lost Due to Cancellation	% of Clubs Cancelled for Non-Financial Reasons
61	0	1	-1	1,206	120	116	4	0.33%	1,224	20	59%	11%	0%	7%	0	0%	1	185	0	100%

\* - P - Priority Club. Cancellation Reasons: 1-Objectives/conduct, 2-Non-active club, 5-Non-existing club, 6-Disbanding, 7-Merger, 8-Financial Suspension, 9-District/Multiple District Dues.

\*\* - Abbreviation: P-President, S-Secretary, T-Treasurer, M-Member Chairperson, VP-First Vice President, MC-Communications Chairperson, SC-Service Chairperson

\*\*\* - Abbreviation: N/R - Never reported using the Lions Clubs website, N/A - Not applicable, No password registered for the Lions Clubs website.

\*\*\*\* - Abbreviation: N - New, IP - Immediate Past, R - Repeat.



# Club Health Assessment for District 201N2 through April 2025

			Status	Membership							Reports					Finance		LCIF
Club Number	Club Name	Charter Date		Current Member Count	YTD Members Added	YTD Members Dropped	YTD Net Growth	YTD Net Growth%	Member Count 12 Months Ago	Avg. length of service for dropped members	Months Since Last MMR ***	Yrs. Since Last Officer Report	President Rotation	Vice President Reported ****	Months Since Last Activity Report ***	Account Balance	Donations for current Fiscal Year	
			Number of times on status quo within last two years	If below 15 members appears				If net loss is greater than 20% appears			If no report in 3 months appears in	When more than one year appears in	Number of repeat terms	Notes the officers that do not have an active	If no report at 12 months appears in red			
Clubs less than two years old																		
180392	Shellharbour Community	01/14/2025	Active	24	25	1	24	100.00%	0	0	1			M,VP,SC	0			
Clubs more than two years old																		
22277	AUSTINMER/THIRROUL	05/28/1959	Active	26	0	2	-2	-7.14%	28	30	1		6	N	0		\$1,312.77	
22280	BATEMAN'S BAY	05/12/1971	Active	23	1	4	-3	-11.54%	26	16	0			VP,SC	0		\$628.05	
	Exc Award (06/30/2021)																	
22455	BEGA	11/28/1960	Active	15	0	0	0	0.00%	15		2		2	R	7			
22454	BEMBOKA	01/27/1966	Active	12	0	0	0	0.00%	15		2			P,M,VP,SC	24+	90+ Days		
44079	BERMAGUI & DISTRICT	06/28/1984	Active(1)	3	0	6	-6	-66.67%	9	14	4		3	M,VP,SC	14			
	Exc Award (06/30/2016)																	
29391	BERRIDALE	05/29/1974	Active	15	3	5	-2	-11.76%	17	5	0			N	24+			
22282	BOMADERRY NOWRA INC	05/12/1971	Active	32	0	1	-1	-3.03%	32	15	1		2	R	7			
	Exc Award (06/30/2024)																	
22457	BOMBALA	06/04/1970	Active	18	0	2	-2	-10.00%	20	9	4			R	10		\$99.78	
	Exc Award (06/30/2024)																	
60856	BOWNING & DISTRICTS	06/04/1998	Active	8	0	0	0	0.00%	8		12		4	R	12			
22285	BOWRAL	05/10/1961	Active	7	0	0	0	0.00%	7		12		2		2	90+ Days	\$2,512.49	
22458	BRAIDWOOD	07/27/1965	Active	22	0	0	0	0.00%	21		12			R	13			
	Exc Award (06/30/2024)																	
51007	BUNDANOON	10/18/1990	Active	15	1	0	1	7.14%	14		2			N	1		\$941.24	
146621	Bungendore & District	06/08/2021	Active	19	3	1	2	11.76%	17	1	0		2	N	1			
22288	CABRAMATTA CABRA-VALE	09/23/1969	Active	7	0	8	-8	-53.33%	15	4	0			VP,SC	11	90+ Days		
22289	CAMDEN	05/16/1961	Active	13	0	0	0	0.00%	13		13		11	R	0			
140592	Camden Lioness	01/02/2020	Active	20	2	1	1	5.26%	19	2	1		3	R	0		\$156.59	
45425	CAMPBELLTOWN CITY	10/08/1985	Active	18	0	0	0	0.00%	18		10		2	N	8			
22461	CANBERRA BELCONNEN	11/30/1970	Active	42	3	1	2	5.00%	41	0	0			N	1			
	Exc Award (06/30/2017, 06/30/2023)																	



# Club Health Assessment for District 201N2 through April 2025

			Status	Membership							Reports					Finance		LCIF
Club Number	Club Name	Charter Date		Current Member Count	YTD Members Added	YTD Members Dropped	YTD Net Growth	YTD Net Growth%	Member Count 12 Months Ago	Avg. length of service for dropped members	Months Since Last MMR ***	Yrs. Since Last Officer Report	President Rotation	Vice President Reported ****	Months Since Last Activity Report ***	Account Balance	Donations for current Fiscal Year	
			Number of times on status quo within last two years	If below 15 members appears				If net loss is greater than 20% appears			If no report in 3 months appears in	When more than one year appears in	Number of repeat terms	Notes the officers that do not have an active	If no report at 12 months appears in red			
52733	CANBERRA BRINDABELLA	03/18/1992	Active	21	0	0	0	0.00%	21		1			R	5		\$313.19	
Exc Award (06/30/2017, 06/30/2018, 06/30/2020)																		
22460	CANBERRA CITY A.C.T.	06/12/1958	Active	21	2	1	1	5.00%	22	3	4			N	19		\$3,874.49	
Exc Award (06/30/2018)																		
33808	CANBERRA KAMBAH	04/29/1977	Active	33	2	2	0	0.00%	36	5	0		2	R	0		\$1,930.96	
Exc Award (06/30/2017, 06/30/2018, 06/30/2020)																		
55924	CANBERRA LAKE TUGGERANONG	06/29/1994	Active	25	6	6	0	0.00%	25	1	1			N	SC	0		
Exc Award (06/30/2018, 06/30/2023, 06/30/2024)																		
22462	CANBERRA VALLEY	11/28/1962	Active	25	0	0	0	0.00%	25		0			N	0		\$193.55	
Exc Award (06/30/2024)																		
22471	COOMA	09/24/1959	Active	42	0	3	-3	-6.67%	48	2	6			N	S,SC	6	\$1,356.42	
22295	CORRIMAL	04/10/1963	Active	16	1	2	-1	-5.88%	15	6	0		5		VP,SC	1	\$1,245.46	
Exc Award (06/30/2024)																		
32968	CROOKWELL	11/18/1976	Active	12	6	6	0	0.00%	12	8	1		2	N	P,M,SC	5		
Exc Award (06/30/2016, 06/30/2021)																		
22294	DAPTO	11/21/1962	Active	12	2	0	2	20.00%	10		1				VP	0	\$62.80	
22298	FIGTREE	04/21/1965	Active	41	1	0	1	2.50%	40		2			N	0		\$1,452.65	
Exc Award (06/30/2020, 06/30/2021, 06/30/2024)																		
55435	GERRINGONG	03/21/1994	Active	41	11	12	-1	-2.38%	39	11	1			R	0		\$665.21	
Exc Award (06/30/2016, 06/30/2018)																		
30936	GOULBURN CITY	06/13/1975	Active	23	1	4	-3	-11.54%	26	24	1				VP,SC	9	\$89.29	
Exc Award (06/30/2019, 06/30/2020, 06/30/2024)																		
67571	GUNGAHLIN	03/25/2003	Active	21	0	4	-4	-16.00%	24	16	0		None	N	P,SC	0		
Exc Award (06/30/2017, 06/30/2018)																		
22481	GUNNING	03/25/1963	P- Active	7	2	1	1	16.67%	6	17	0				S,T,M,VP,SC	0		
Exc Award (06/30/2018, 06/30/2021)																		
37375	HELENSBURGH L C	06/28/1979	Active	14	2	1	1	7.69%	13	1	1		7	R	P,M	0	90+ Days	
64566	HOLROYD CITY	06/19/2001	Active	14	0	1	-1	-6.67%	14	23	2		2	R	0			



# Club Health Assessment for District 201N2 through April 2025

			Status	Membership							Reports					Finance		LCIF
Club Number	Club Name	Charter Date		Current Member Count	YTD Members Added	YTD Members Dropped	YTD Net Growth	YTD Net Growth%	Member Count 12 Months Ago	Avg. length of service for dropped members	Months Since Last MMR ***	Yrs. Since Last Officer Report	President Rotation	Vice President Reported ****	Months Since Last Activity Report ***	Account Balance	Donations for current Fiscal Year	
			Number of times on status quo within last two years	If below 15 members appears				If net loss is greater than 20% appears			If no report in 3 months appears in	When more than one year appears in	Number of repeat terms	Notes the officers that do not have an active	If no report at 12 months appears in red			
Exc Award (06/30/2023)																		
22302	INGLEBURN	10/23/1962	Active	26	4	6	-2	-7.14%	30	2	0			N	SC	1		
Exc Award (06/30/2021, 06/30/2024)																		
35819	JERVIS BAY	06/07/1978	Active	21	0	0	0	0.00%	21		10		3		VP	6	\$665.21	
22485	JINDABYNE	12/05/1966	Active	25	3	3	0	0.00%	25	3	2		2		S,VP,SC	0		
Exc Award (06/30/2024)																		
49974	KANGAROO VALLEY	11/20/1989	Active	18	0	0	0	0.00%	18		3		3	R	SC	13		
22303	KIAMA	03/12/1970	Active	52	5	8	-3	-5.45%	55	14	1			N	SC	0	\$1,296.97	
22310	LIVERPOOL	11/27/1957	Cancelled(8*)	0	0	7	-7	-100.00%	7	19	16		None		P,S,T,M,VP SC SC	24+	90+ Days	
39908	MACARTHUR	05/04/1981	Active	18	0	1	-1	-5.26%	19	1	1		2	R	SC	0		
39731	MARULAN	04/08/1981	Active	10	0	0	0	0.00%	10		13		5	N	T	13	90+ Days	
Exc Award (06/30/2021)																		
62422	MINNAMURRA	10/14/1999	Active	36	2	0	2	5.88%	34		1			R	SC	0	\$939.56	
22314	MORUYA	08/30/1973	Active	11	3	4	-1	-8.33%	10	17	2		5		T,M,VP,SC	10	90+ Days	
22315	MOSS VALE	11/11/1963	Active	18	5	0	5	38.46%	13		1				M,VP,SC	7		
Exc Award (06/30/2016)																		
48906	MURRUMBATEMAN	09/23/1988	Active	19	5	1	4	26.67%	16	0	2		3	N		0	\$156.59	
Exc Award (06/30/2021, 06/30/2023)																		
62790	NARELLAN	02/17/2000	Active	9	2	1	1	12.50%	8	6	1				VP	0		
Exc Award (06/30/2024)																		
32829	NAROOMA & DISTRICT	10/05/1976	Cancelled(6*)	0	0	0	0	0.00%	7		6		None		P,S,T,M,VP SC	10		
Exc Award (06/30/2016, 06/30/2018, 06/30/2020)																		
22492	NIMMITABEL	05/04/1970	Active	10	0	0	0	0.00%	10		34				M,VP,SC	24+	90+ Days	
29660	OAK FLATS	07/15/1974	Active	20	1	0	1	5.26%	14		1			IP	SC	0	\$1,917.96	
Exc Award (06/30/2021)																		
22496	PAMBULA-MERIMBULA	08/17/1965	Active	42	5	7	-2	-4.55%	45	1	0			N		1	\$1,341.69	
Exc Award (06/30/2016, 06/30/2018, 06/30/2020)																		
22498	QUEANBEYAN	05/29/1957	Active	33	4	1	3	10.00%	32	3	1			N		7	\$648.49	



# Club Health Assessment for District 201N2 through April 2025

			Status								Membership								Reports				Finance		LCIF	
Club Number	Club Name	Charter Date		Current Member Count	YTD Members Added	YTD Members Dropped	YTD Net Growth	YTD Net Growth%	Member Count 12 Months Ago	Avg. length of service for dropped members	Months Since Last MMR ***	Yrs. Since Last Officer Report	President Rotation	Vice President Reported ****	Months Since Last Activity Report ***	Account Balance	Donations for current Fiscal Year									
			Number of times on status quo within last two years	If below 15 members appears			If net loss is greater than 20% appears				If no report in 3 months appears in	When more than one year appears in	Number of repeat terms	Notes the officers that do not have an active	If no report at 12 months appears in red											
124155	Shellharbour	02/10/2015	Cancelled(6*)	0	0	0	0	0.00%	10		10	1	None	P,S,T,M,VP SC	17	90+ Days										
126608	Shoalhaven Heads	01/28/2016	Active	13	0	2	-2	-13.33%	15	3	2		2	M,VP,SC	1											
128064	South West Sydney	06/23/2016	Active	12	0	0	0	0.00%	12		10		2	M,VP,SC	24+											
30895	SUSSEX INLET & DISTRICT	06/10/1975	Active	18	1	1	0	0.00%	18	16	1		7	R VP,SC	0											
64757	SYDNEY BASEBALL	10/29/2001	Active	8	0	1	-1	-11.11%	9	51	5		11	M,VP,SC	24+											
22330	TAHMOOR	08/31/1972	Active	14	1	2	-1	-6.67%	15	10	4			N M,SC	0											
Exc Award (06/30/2024)																										
22499	TATHRA	01/03/1974	Active	42	1	2	-1	-2.33%	42	9	8		2	N M,SC	1											
22331	ULLADULLA MILTON	03/26/1963	Active	54	8	18	-10	-15.63%	65	7	0			P,VP	0											
Exc Award (06/30/2016, 06/30/2018)																										
52993	WAKELEY FAIRFIELD	04/29/1992	Cancelled(6*)	0	0	0	0	0.00%	6		7	1	None	P,S,T,M,VP SC	16											
121579	Wattle Grove	04/18/2014	Active	17	2	2	0	0.00%	17	9	1			N P,SC	12											
Exc Award (06/30/2018)																										
22335	WOLLONGONG	03/13/1957	Active	21	4	0	4	23.53%	18		1		2	N SC	0		\$626.37									
Exc Award (06/30/2018)																										
22337	WOONONA	02/16/1970	Active	10	1	6	-5	-33.33%	17	12	0			N SC	1											
22508	YASS	09/03/1959	Active	19	0	0	0	0.00%	19		13		5	R	0		\$611.99									
Current Total Clubs Count	YTD New Clubs Count	YTD Cancelled Clubs Count	YTD Net Club Gain	Current Total Members Count	YTD Add	YTD Drop	YTD Net Growth	YTD Net Growth %	Member Count 12 Months Ago	Average Member Count Per Club	% of Clubs with less than 20 members	% No MMR in 3 Months	% No Officer Report in 12 Months	% of Clubs with balance 90+ days	Number of Clubs in Status Quo	% Status Quo Clubs in Financial Suspension	Number of Cancelled Clubs	Average Cancelled Club Age	Members Lost Due to Cancellation	% of Clubs Cancelled for Non-Financial Reasons						
62	1	4	-3	1,303	131	148	-17	-1.29%	1,348	21	55%	29%	0%	13%	0	0%	4	39	7	75%						

\* - P - Priority Club. Cancellation Reasons: 1-Objectives/conduct, 2-Non-active club, 5-Non-existing club, 6-Disbanding, 7-Merger, 8-Financial Suspension, 9-District/Multiple District Dues.

\*\* - Abbreviation: P-President, S-Secretary, T-Treasurer, M-Member Chairperson, VP-First Vice President, MC-Communications Chairperson, SC-Service Chairperson

\*\*\* - Abbreviation: N/R - Never reported using the Lions Clubs website, N/A - Not applicable, No password registered for the Lions Clubs website.

\*\*\*\* - Abbreviation: N - New, IP - Immediate Past, R - Repeat.



# Club Health Assessment for District 201N3 through April 2025

			Status	Membership							Reports					Finance		LCIF
Club Number	Club Name	Charter Date		Current Member Count	YTD Members Added	YTD Members Dropped	YTD Net Growth	YTD Net Growth%	Member Count 12 Months Ago	Avg. length of service for dropped members	Months Since Last MMR ***	Yrs. Since Last Officer Report	President Rotation	Vice President Reported ****	Months Since Last Activity Report ***	Account Balance	Donations for current Fiscal Year	
			Number of times on status quo within last two years	If below 15 members appears				If net loss is greater than 20% appears			If no report in 3 months appears in	When more than one year appears in	Number of repeat terms	Notes the officers that do not have an active	If no report at 12 months appears in red			
Clubs more than two years old																		
22383	ABERDEEN AND SCONE	07/14/1971	Active	16	0	0	0	0.00%	16		9		3	N	SC	11		
22384	ADAMSTOWN	03/30/1962	Active	25	1	3	-2	-7.41%	27	9	0				VP,SC	0	\$585.53	
Exc Award (06/30/2016)																		
122643	Belmont & District	06/30/2014	Active	8	1	3	-2	-20.00%	10	1	7				M,VP,SC	1		
22391	BRANXTON	02/11/1957	Active	18	1	1	0	0.00%	19	3	0		2	N		8	\$482.26	
108516	BULAHDELAH	05/28/2010	Active	15	1	0	1	7.14%	14		1		6	R	SC	8		
22393	CESSNOCK	04/21/1953	Active	24	1	1	0	0.00%	25	14	3			N	SC	7	\$324.24	
105285	CESSNOCK WINE COUNTRY	04/24/2009	Active	9	2	1	1	12.50%	9	0	2		2	R	SC	3	\$331.22	
22394	CHARLESTOWN	05/11/1960	Active	23	2	0	2	9.52%	20		1			R		3	\$1,256.10	
43525	CHARMHAVEN	02/28/1984	Active	18	0	1	-1	-5.26%	22	52	1			N	P	1	\$2,774.29	
50905	CHITTAWAY BAY	08/13/1990	Active	11	1	0	1	10.00%	10		8		2		M,VP,SC	1	\$844.51	
57078	CLARENCE TOWN	06/19/1995	Active	12	0	1	-1	-7.69%	13	2	1		2		VP	7		
22469	COOLAH	03/05/1963	Active	17	4	1	3	21.43%	20	50	0		2	R	SC	0		
52401	DENMAN	01/14/1992	Active	18	2	2	0	0.00%	18	2	1		7	R	S,T,M,SC	1	\$1,035.06	
22475	DUNEDOO	11/22/1960	Active	18	2	1	1	5.88%	17	28	1		None		P,M,VP	1		
Exc Award (06/30/2018, 06/30/2023)																		
29861	EAST MAITLAND	10/07/1974	Active	22	0	1	-1	-4.35%	23	50	1		2	N		10	\$4,723.07	
61075	ELEEBANA	08/11/1998	Active	9	0	0	0	0.00%	9		2		10		T,M,VP,SC	6		
43166	ELERMORE VALE	11/09/1983	Active	23	1	1	0	0.00%	23	22	1			IP	SC	14		
22400	GLOUCESTER	05/01/1969	Active	10	0	2	-2	-16.67%	13	28	1		5	R	M	1	\$156.59	
59596	GOROKAN-KANWAL	05/23/1997	Active	12	2	1	1	9.09%	11	1	0		3	R		6	\$939.57	
22401	GOSFORD CITY EAST	09/09/1957	Active	26	2	0	2	8.33%	25		8				VP,SC	13	\$324.24	
	GOSFORD INC																	
41748	GREEN POINT AVOCA	07/01/1982	Active	16	0	1	-1	-5.88%	17	3	1			N	SC	15	\$653.17	
40258	GWANDALAN	07/17/1981	Active	28	3	5	-2	-6.67%	29	1	0		2	N	M	0	\$3,450.18	




# Club Health Assessment for District 201N3 through April 2025

			Status	Membership							Reports					Finance	LCIF
Club Number	Club Name	Charter Date		Current Member Count	YTD Members Added	YTD Members Dropped	YTD Net Growth	YTD Net Growth%	Member Count 12 Months Ago	Avg. length of service for dropped members	Months Since Last MMR ***	Yrs. Since Last Officer Report	President Rotation	Vice President Reported ****	Months Since Last Activity Report ***	Account Balance	Donations for current Fiscal Year
			Number of times on status quo within last two years	If below 15 members appears				If net loss is greater than 20% appears			If no report in 3 months appears in	When more than one year appears in	Number of repeat terms	Notes the officers that do not have an active	If no report at 12 months appears in red		
144896	Gwandalan Lioness	01/26/2021	Active	29	2	3	-1	-3.33%	32	1	0		2	VP,SC	0		\$311.37
	Exc Award (06/30/2023)																
22412	HUNTER BUSINESS	02/03/1960	Active	9	0	0	0	0.00%	8		1		2	M,VP,SC	1		\$305.58
22421	HUNTER-WALLSEND	12/04/1967	Active	6	0	1	-1	-14.29%	7	6	2		15	VP,SC	0		
22408	JESMOND	10/29/1963	Active	27	4	2	2	8.00%	25	7	3		2	R	1		\$1,275.90
36920	KILLARNEY BATEAU L C	04/12/1979	Active	17	2	4	-2	-10.53%	19	25	1		2	R	1		
22410	KURRI KURRI	09/13/1957	Active	7	1	0	1	16.67%	6		3		4	VP,SC	2		
22411	MAITLAND	10/22/1953	Active	36	3	2	1	2.86%	32	3	0			N	P	0	
60003	MAYFIELD-WARATAH B & V IMP L C	10/01/1997	Active	13	0	0	0	0.00%	14		11			M,VP,SC	24+		\$979.07
	Exc Award (06/30/2018)																
42446	MEDOWIE	03/28/1983	Active	30	4	3	1	3.45%	30	6	1			N	0		
37642	MORISSET	10/31/1979	Active	27	2	0	2	8.00%	26		1			VP,SC	0		\$103.51
	Exc Award (06/30/2023)																
22489	MUDGE	04/13/1961	Active	35	5	8	-3	-7.89%	39	5	1		2	R	M,VP,SC	0	\$622.73
22416	MUSWELLBROOK	10/07/1956	Active	6	1	0	1	20.00%	7		1		2	M,VP,SC	16		
22419	NEWCASTLE	11/25/1954	Active	12	0	1	-1	-7.69%	14	9	0		4	R	SC	4	
22425	RAYMOND TERRACE	09/05/1956	Active	27	3	4	-1	-3.57%	30	15	0		2	N	1		
22428	SINGLETON	09/04/1956	Active	24	0	0	0	0.00%	25		1		2	N	5		\$289.27
143332	Singleton Lioness	11/13/2020	Active	22	0	2	-2	-8.33%	22	3	4		6	R	SC	0	\$653.17
35815	SOLDIERS POINT	06/14/1978	Active	20	16	2	14	233.33%	7	5	0			M,VP,SC	0		\$313.29
22430	STROUD	11/03/1955	Active	8	1	3	-2	-20.00%	10	7	0			M,VP,SC	2		
22431	SWANSEA	07/11/1973	Active	13	1	0	1	8.33%	12		6		11	T,M,VP,SC	1		
22434	TEA GARDENS	04/10/1968	Active	37	2	4	-2	-5.13%	39	6	2			N	S,T	0	\$653.17
22435	TERRIGAL-WAMBERAL	09/14/1960	Active	30	7	3	4	15.38%	27	17	0		2	R	4		\$169.55
22436	THE ENTRANCE	10/03/1956	Active	27	2	2	0	0.00%	26	18	4			VP	1		\$1,963.36



## Club Health Assessment for District 201N3 through April 2025

			Status	Membership							Reports					Finance		LCIF
Club Number	Club Name	Charter Date		Current Member Count	YTD Members Added	YTD Members Dropped	YTD Net Growth	YTD Net Growth%	Member Count 12 Months Ago	Avg. length of service for dropped members	Months Since Last MMR ***	Yrs. Since Last Officer Report	President Rotation	Vice President Reported ****	Months Since Last Activity Report ***	Account Balance	Donations for current Fiscal Year	
			Number of times on status quo within last two years	If below 15 members appears				If net loss is greater than 20% appears			If no report in 3 months appears in	When more than one year appears in	Number of repeat terms	Notes the officers that do not have appears in an active	If no report at 12 months red			
43781	TILLIGERRY PENINSULA LEMON T P	04/20/1984	Active	26	0	0	0	0.00%	27		10			T,M,VP,SC	14			
22437	TORONTO	03/18/1958	Active	18	0	2	-2	-10.00%	20	13	1			N	1			
22438	TOUKLEY	04/13/1967	Active	23	1	2	-1	-4.17%	24	6	0		2	N	3			
22441	VALENTINE	12/26/1973	Active	48	11	5	6	14.29%	43	10	0			M,VP,SC	7		\$879.27	
Exc Award (06/30/2022, 06/30/2023)																		
30977	WANGI	06/20/1975	Active	10	3	0	3	42.86%	7		2		2	VP,SC	24+			
22444	WARNERS BAY	04/28/1966	Active	10	4	6	-2	-16.67%	11	10	1			M,VP,SC	2		\$169.55	
137839	West Maitland Centennial	04/04/2019	Active	21	0	0	0	0.00%	21		1			VP,SC	14		\$320.95	
35619	WOY WOY PENINSULA L C	05/03/1978	Active	21	10	3	7	50.00%	18	6	1			N	10			
130682	Wyoming-East Gosford Centennial	05/16/2017	Active	34	3	6	-3	-8.11%	36	3	2		2	R	3		\$867.48	
22449	WYONG	10/22/1969	Active	19	4	0	4	26.67%	15		0			N	0		\$1,249.11	
Exc Award (06/30/2021)																		

Clubs Cancelled Previous Fiscal Year – Clubs Cancelled within last 12 months may be reinstated

Club Number	Club Name	Charter Date	Current Status*	Cancellation Date
145932	Northlakes Central Coast	05/20/2021	Cancelled(6*)	06/29/2024

Current Total Clubs Count	YTD New Clubs Count	YTD Cancelled Clubs Count	YTD Net Club Gain	Current Total Members Count	YTD YTD Add Drop	YTD Net Growth	YTD Net Growth %	Member Count 12 Months Ago	Average Member Count Per Club	% of Clubs with less than 20 members	% No MMR in 3 Months	% No Officer Report in 12 Months	% of Clubs with balance 90+ days	Number of Clubs in Status Quo	% Status Quo Clubs in Financial Suspension	Number of Cancelled Clubs	Average Cancelled Club Age	Members Lost Due to Cancellation	% of Clubs Cancelled for Non-Financial Reasons
54	0	0	0	1,070	118 94	24	2.29%	1,069	20	52%	22%	0%	0%	0	0%	0	0	0	0%

\* - P - Priority Club. Cancellation Reasons: 1-Objectives/conduct, 2-Non-active club, 5-Non-existing club, 6-Disbanding, 7-Merger, 8-Financial Suspension, 9-District/Multiple District Dues.

\*\* - Abbreviation: P-President, S-Secretary, T-Treasurer, M-Member Chairperson, VP-First Vice President, MC-Communications Chairperson, SC-Service Chairperson

\*\*\* - Abbreviation: N/R - Never reported using the Lions Clubs website, N/A - Not applicable, No password registered for the Lions Clubs website.

\*\*\*\* - Abbreviation: N - New, IP - Immediate Past, R - Repeat.



# Club Health Assessment for District 201N4 through April 2025

			Status	Membership							Reports					Finance	LCIF
Club Number	Club Name	Charter Date		Current Member Count	YTD Members Added	YTD Members Dropped	YTD Net Growth	YTD Net Growth%	Member Count 12 Months Ago	Avg. length of service for dropped members	Months Since Last MMR ***	Yrs. Since Last Officer Report	President Rotation	Vice President Reported ****	Months Since Last Activity Report ***	Account Balance	Donations for current Fiscal Year
			Number of times on status quo within last two years	If below 15 members appears						If net loss is greater than 20% appears	If no report in 3 months appears in	When more than one year appears in	Number of repeat terms	Notes the officers that do not have appears in an active	If no report at 12 months red		
Clubs less than two years old																	
154169	Calare Veterans and First Responders	06/02/2023	Active	11	1	5	-4	-26.67%	24	1	1		2	N	4		
Clubs more than two years old																	
40163	ARDLETHAN	06/30/1981	Active	8	2	2	0	0.00%	7	6	1		6	P,S,VP	24+		
22453	BATHURST	04/08/1960	Active	45	4	7	-3	-6.25%	50	9	0			R	P,SC	0	
Exc Award (06/30/2020)																	
28063	BINNAWAY	02/18/1974	Active	10	1	2	-1	-9.09%	11	27	4		6	R	T,VP,SC	3	
62163	BOOROWA	06/23/1999	Active	13	0	0	0	0.00%	14		1		2	R	SC	0	
22466	CANOWINDRA	06/27/1966	Active	18	1	0	1	5.88%	20		8			N	P,M,VP,SC	9	
22468	COLEAMBALLY	07/12/1972	Active	29	1	1	0	0.00%	29	0	0				VP,SC	14	
29392	CONDOBOLIN NSW	05/29/1974	Active	7	1	0	1	16.67%	8		1		5		M,VP	24+	
36743	COOLAMON	03/08/1979	Active	19	0	1	-1	-5.00%	20	4	2			N	P	15	
22470	COONAMBLE	05/02/1963	Active	12	2	1	1	9.09%	11	41	0		7		P,T,M,VP,SC	24+	
22472	COOTAMUNDRA	10/30/1962	Active	25	2	1	1	4.17%	25	17	1			N		1	
22473	COWRA	10/12/1961	Active	16	0	2	-2	-11.11%	18	32	1		None	R	P,SC	0	
45378	CUDAL CARGO	09/23/1985	Active	18	0	0	0	0.00%	18		1				VP,SC	21	
22474	DUBBO N S W	02/15/1957	Active	14	0	3	-3	-17.65%	17	13	2		2	R	M	19	
101423	FORBES AND DISTRICT	03/14/2008	Active	14	0	0	0	0.00%	13		1		2	R	SC	1	\$339.11
40905	GEURIE	02/16/1982	Active	13	1	2	-1	-7.14%	14	7	1				M,VP	1	
34680	GILGANDRA	11/09/1977	Active	20	3	0	3	17.65%	17		5		None		P,VP,SC	0	\$299.34
35816	GRENFELL	06/07/1978	Active	13	1	1	0	0.00%	13	2	3				P,VP,SC	23	
22479	GRIFFITH	03/27/1963	Active	38	2	7	-5	-11.63%	46	17	1		2	N	SC	0	\$1,416.22
47527	GULARGAMBONE	06/22/1987	Active	16	0	1	-1	-5.88%	22	7	2		3		VP	24+	
22480	GUNDAGAI	04/24/1973	Active	12	1	1	0	0.00%	12	33	5		3		P,T,M,VP,SC	0	
22483	HILLSTON	03/25/1965	Active	11	0	0	0	0.00%	10		3		4	N	VP,SC	6	



# Club Health Assessment for District 201N4 through April 2025

			Status	Membership							Reports					Finance		LCIF
Club Number	Club Name	Charter Date		Current Member Count	YTD Members Added	YTD Members Dropped	YTD Net Growth	YTD Net Growth%	Member Count 12 Months Ago	Avg. length of service for dropped members	Months Since Last MMR ***	Yrs. Since Last Officer Report	President Rotation	Vice President Reported ****	Months Since Last Activity Report ***	Account Balance	Donations for current Fiscal Year	
			Number of times on status quo within last two years	If below 15 members appears				If net loss is greater than 20% appears			If no report in 3 months appears in	When more than one year appears in	Number of repeat terms	Notes the officers that do not have an active	If no report at 12 months appears in red			
Exc Award (06/30/2018)																		
29417	JUNEE	05/31/1974	Active	20	1	1	0	0.00%	21	2	1			VP,SC	8		\$310.80	
22486	LEETON	05/01/1967	Active	21	2	1	1	5.00%	24	4	1		2	N	M,SC	0		
Exc Award (06/30/2017, 06/30/2018)																		
22584	LITHGOW	02/13/1961	Active	18	0	5	-5	-21.74%	23	10	1			VP,SC	0			
22487	MANILDRA	06/23/1972	Active	14	1	0	1	7.69%	13		1		None	P,M,VP,SC	24+			
31870	MOUNT PANORAMA	03/15/1976	Active	30	2	1	1	3.45%	29	22	1		2	R	SC	1	\$3,414.46	
22490	NARRANDERA	08/21/1963	Active	14	1	4	-3	-17.65%	17	8	0			R	M,SC	24+		
22491	NARROMINE	06/05/1953	Active	19	0	0	0	0.00%	20		1			VP,SC	7		\$665.21	
22493	NYNGAN	09/30/1955	Cancelled(6*)	0	0	0	0	0.00%	5		10		None	P,S,T,M,VP SC	24+			
22495	ORANGE	09/25/1958	Active	19	1	3	-2	-9.52%	21	7	0			M,VP,SC	12			
33741	ORANGE CANOBOLAS	04/14/1977	Active	22	1	1	0	0.00%	22	48	0		2	R	SC	0	\$328.59	
Exc Award (06/30/2024)																		
22500	TEMORA	10/20/1960	Active	29	3	1	2	7.41%	28	5	0		3	VP,SC	24+			
37177	TOORAWEEAH	05/24/1979	Active	17	1	3	-2	-10.53%	19	7	0			VP,SC	24+			
33742	TOTTENHAM	04/14/1977	Active	15	0	3	-3	-16.67%	18	13	4		3	M,VP,SC	24+			
110314	TRANGIE	02/08/2011	Active	9	0	0	0	0.00%	12		10		3	N	M,SC	24+		
33574	TUMBARUMBA	03/22/1977	Active	15	2	0	2	15.38%	13		5			VP,SC	24+		\$62.64	
22502	TUMUT	07/16/1970	Active	7	0	2	-2	-22.22%	9	8	1		5	VP,SC	0		\$665.21	
22504	WAGGA WAGGA SOUTH WAGGA	10/16/1969	Active	34	2	4	-2	-5.56%	36	9	0			VP,SC	1		\$626.37	
40165	WARREN	06/30/1981	Active	12	2	0	2	20.00%	9		0		8	N	M,VP,SC	24+		
22506	WELLINGTON	11/28/1957	Active	16	7	0	7	77.78%	12		1		2	M,VP,SC	0			
22507	WEST WYALONG	03/27/1963	Active	32	1	5	-4	-11.11%	37	11	0			VP,SC	24+		\$622.73	
Exc Award (06/30/2018)																		
46252	WINMALEE	05/30/1986	Active	15	2	1	1	7.14%	14	20	2		12	R	M	1		
33452	YANCO	03/15/1977	Cancelled(6*)	0	0	0	0	0.00%	11		10	1	None	P,S,T,M,VP SC	24+			



## Club Health Assessment for District 201N4 through April 2025

			Status		Membership							Reports					Finance		LCIF	
Club Number	Club Name	Charter Date			Current Member Count	YTD Members Added	YTD Members Dropped	YTD Net Growth	YTD Net Growth%	Member Count 12 Months Ago	Avg. length of service for dropped members	Months Since Last MMR ***	Yrs. Since Last Officer Report	President Rotation	Vice President Reported ****	Months Since Last Activity Report ***	Account Balance	Donations for current Fiscal Year		
			Number of times on status quo within last two years		If below 15 members appears				If net loss is greater than 20% appears			If no report in 3 months appears in	When more than one year appears in	Number of repeat terms		Notes the officers that do not have an active	If no report at 12 months appears in red			
22509	YOUNG	06/12/1959	Active		29	7	4	3	11.54%	26	19	1			R	SC	0		\$623.99	
Exc Award (06/30/2023, 06/30/2024)																				
Current Total Clubs Count	YTD New Clubs Count	YTD Cancelled Clubs Count	YTD Net Club Gain	Current Total Members Count	YTD Add	YTD Drop	YTD Net Growth	YTD Net Growth %	Member Count 12 Months Ago	Average Member Count Per Club	% of Clubs with less than 20 members	% No MMR in 3 Months	% No Officer Report in 12 Months	% of Clubs with balance 90+ days	Number of Clubs in Status Quo	% Status Quo Clubs in Financial Suspension	Number of Cancelled Clubs	Average Cancelled Club Age	Members Lost Due to Cancellation	% of Clubs Cancelled for Non-Financial Reasons
43	0	2	-2	789	59	76	-17	-2.11%	858	18	70%	21%	0%	0%	0	0%	2	58	0	100%

\* - P - Priority Club. Cancellation Reasons: 1-Objectives/conduct, 2-Non-active club, 5-Non-existing club, 6-Disbanding, 7-Merger, 8-Financial Suspension, 9-District/Multiple District Dues.

\*\* - Abbreviation: P-President, S-Secretary, T-Treasurer, M-Member Chairperson, VP-First Vice President, MC-Communications Chairperson, SC-Service Chairperson

\*\*\* - Abbreviation: N/R - Never reported using the Lions Clubs website, N/A - Not applicable, No password registered for the Lions Clubs website.

\*\*\*\* - Abbreviation: N - New, IP - Immediate Past, R - Repeat.



# Club Health Assessment for District 201N5 through April 2025

			Status	Membership							Reports					Finance		LCIF
Club Number	Club Name	Charter Date		Current Member Count	YTD Members Added	YTD Members Dropped	YTD Net Growth	YTD Net Growth%	Member Count 12 Months Ago	Avg. length of service for dropped members	Months Since Last MMR ***	Yrs. Since Last Officer Report	President Rotation	Vice President Reported ****	Months Since Last Activity Report ***	Account Balance	Donations for current Fiscal Year	
			Number of times on status quo within last two years	If below 15 members appears					If net loss is greater than 20% appears		If no report in 3 months appears in	When more than one year appears in	Number of repeat terms	Notes the officers that do not have an active	If no report at 12 months appears in red			
Clubs less than two years old																		
180335	Box Hill Gables	01/16/2025	Active	29	29	0	29	100.00%	0		1			N	2			
157939	Sydney Building	04/11/2024	Active	22	2	8	-6	-21.43%	22	1	0		2		VP,SC	3		
156026	Sydney Compassion	09/27/2023	Active	27	0	0	0	0.00%	28		9		2		VP,SC	5		
156022	Sydney Sunny	09/27/2023	Active	29	10	3	7	31.82%	22	10	0		2		S,VP,SC	6		
Clubs more than two years old																		
22599	BALGOWLAH Exc Award (06/30/2019, 06/30/2021)	12/15/1961	Active	12	2	3	-1	-7.69%	14	32	1				VP,SC	0		
22561	BAULKHAM HILLS Exc Award (06/30/2023)	01/19/1961	Active	12	0	1	-1	-7.69%	16	4	3			N	SC	1		
22563	BEROWRA Exc Award (06/30/2018, 06/30/2020)	12/26/1972	Active	19	0	1	-1	-5.00%	19	9	6				VP,SC	7	\$1,035.06	
22564	BLACKTOWN CITY Exc Award (06/30/2017, 06/30/2020, 06/30/20)	09/22/1960	Active	28	3	2	1	3.70%	30	5	1				R	1		
127158	Blacktown Ponds Exc Award (06/30/2018, 06/30/2019, 06/30/20)	03/30/2016	Active	92	19	51	-32	-25.81%	117	3	0		2		R	0	\$4,966.88	
22283	BONDI	07/19/1956	Active	15	0	3	-3	-16.67%	18	22	1		6		R	1	\$13,304.14	
56119	BURWOOD AND STRATHFIELD Exc Award (06/30/2022, 06/30/2024)	09/28/1994	Active	15	1	3	-2	-11.76%	14	2	1		2		VP	4		
37444	CAMBRIDGE PARK Exc Award (06/30/2021, 06/30/2022)	07/24/1979	Active	13	0	2	-2	-13.33%	15	2	1		2		N	0	\$31.08	
22278	CANTERBURY-BANKSTOWN	03/28/1956	Active	17	2	10	-8	-32.00%	24	1	1		2		N	SC	2	
22567	CARLINGFORD DUNDAS Exc Award (06/30/2017)	08/27/1963	Active	25	1	4	-3	-10.71%	28	26	1		2		VP	0	\$626.37	
22566	CASTLE HILL Exc Award (06/30/2023)	04/05/1971	Active	29	3	4	-1	-3.33%	32	28	1				VP,SC	0	\$621.60	
111475	CHATSWOOD EXECUTIVE BUSINESS	06/23/2011	Active	24	4	2	2	9.09%	22	4	1				VP,SC	6		



# Club Health Assessment for District 201N5 through April 2025

			Status	Membership							Reports					Finance	LCIF
Club Number	Club Name	Charter Date		Current Member Count	YTD Members Added	YTD Members Dropped	YTD Net Growth	YTD Net Growth%	Member Count 12 Months Ago	Avg. length of service for dropped members	Months Since Last MMR ***	Yrs. Since Last Officer Report	President Rotation	Vice President Reported ****	Months Since Last Activity Report ***	Account Balance	Donations for current Fiscal Year
			Number of times on status quo within last two years	If below 15 members appears				If net loss is greater than 20% appears			If no report in 3 months appears in	When more than one year appears in	Number of repeat terms	Notes the officers that do not have an active	If no report at 12 months appears in red		
Exc Award (06/30/2022)																	
22605	CITY OF RYDE	09/12/1956	Active	5	5	7	-2	-28.57%	9	9	0		2	T,VP	0		
Exc Award (06/30/2018, 06/30/2020)																	
87829	COOGEE	04/19/2005	Active	26	5	1	4	18.18%	22	0	0		4	R	5		\$124.55
55829	CRESTWOOD	06/14/1994	Active(1)	10	1	1	0	0.00%	12	8	4		None	P,VP,SC	6		
Exc Award (06/30/2016, 06/30/2017, 06/30/20																	
22293	CRONULLA	12/13/1965	Active	15	0	1	-1	-6.25%	16	3	6			VP	1		
48358	EMU PLAINS	03/31/1988	Active	15	2	3	-1	-6.25%	16	15	0		3	R	SC	5	
Exc Award (06/30/2017, 06/30/2018, 06/30/20																	
22574	EPPING EASTWOOD	11/13/1957	Active	25	0	0	0	0.00%	25		7		2	N	0		\$65.32
Exc Award (06/30/2021, 06/30/2024)																	
22576	FRENCHS FOREST	05/22/1961	Active	19	2	2	0	0.00%	21	24	1			R	SC	1	\$769.36
22300	GREENACRE	04/16/1962	Active	6	1	8	-7	-53.85%	11	2	1		3		S,VP,SC	8	\$65.32
22578	HORNSBY	07/01/1958	Active	15	0	0	0	0.00%	20		1		3	N	SC	0	
Exc Award (06/30/2019, 06/30/2020, 06/30/20																	
37445	KELLYVILLE	07/24/1979	Active	39	4	1	3	8.33%	36	0	0		4	N	0		\$1,380.07
Exc Award (06/30/2021, 06/30/2022)																	
39073	KINGS LANGLEY INC	11/25/1980	Active	24	6	9	-3	-11.11%	28	4	0		2	R	M,SC	1	\$1,302.75
Exc Award (06/30/2017, 06/30/2018, 06/30/20																	
22306	KOGARAH	10/20/1953	Active	20	5	2	3	17.65%	18	14	0		5		VP	6	
22582	KU-RING-GAI	01/12/1954	Active	18	0	0	0	0.00%	19		0			N	SC	9	\$62.16
29312	LUGARNO NSW	05/15/1974	Active	48	1	4	-3	-5.88%	51	16	0			N	1		\$1,243.21
Exc Award (06/30/2017, 06/30/2019, 06/30/20																	
22586	MANLY	12/14/1955	Active	43	7	4	3	7.50%	39	3	2		2		S,VP	1	\$8,475.82
Exc Award (06/30/2016, 06/30/2017, 06/30/20																	
22311	MAROUBRA	09/23/1963	Active	23	7	1	6	35.29%	17	0	0		2	N	SC	0	\$665.21
Exc Award (06/30/2021, 06/30/2022, 06/30/20																	
22588	MT DRUITT	01/09/1973	Active	11	0	0	0	0.00%	11		1			M,VP,SC	24+		



# Club Health Assessment for District 201N5 through April 2025

			Status	Membership							Reports					Finance		LCIF
Club Number	Club Name	Charter Date		Current Member Count	YTD Members Added	YTD Members Dropped	YTD Net Growth	YTD Net Growth%	Member Count 12 Months Ago	Avg. length of service for dropped members	Months Since Last MMR ***	Yrs. Since Last Officer Report	President Rotation	Vice President Reported ****	Months Since Last Activity Report ***	Account Balance	Donations for current Fiscal Year	
			Number of times on status quo within last two years	If below 15 members appears				If net loss is greater than 20% appears			If no report in 3 months appears in	When more than one year appears in	Number of repeat terms	Notes the officers that do not have an active	If no report at 12 months appears in red			
65271	NEW SOUTH WALES PARLIAMENTARY	04/23/2002	Active	17	2	0	2	13.33%	16		5		2	T,VP	7			
22606	NORFOLK ISLAND Exc Award (06/30/2018)	05/09/1964	Active	15	0	2	-2	-11.76%	17	2	1			M,VP,SC	3			
52403	NORFOLK ISLAND ARTHURS VALE Exc Award (06/30/2021)	01/15/1992	Active	10	0	1	-1	-9.09%	11	3	1			VP,SC	1			
33573	OATLEY Exc Award (06/30/2017, 06/30/2020, 06/30/2022)	03/22/1977	Active	29	0	4	-4	-12.12%	33	8	0		3	VP,SC	0		\$2,328.16	
22593	PARRAMATTA Exc Award (06/30/2016, 06/30/2018, 06/30/2022)	07/09/1958	Active	45	8	8	0	0.00%	48	12	1			N	1		\$974.28	
22589	PENRITH	03/04/1957	Active	13	0	0	0	0.00%	13		1		3	VP	0			
152664	Reid	09/23/2022	Active(1)	0	0	14	-14	-100.00%	14	2	4		None	P,S,T,M,VP SC	4			
22595	RICHMOND N S W Exc Award (06/30/2021, 06/30/2022, 06/30/2024)	08/12/1957	Active	44	8	2	6	15.79%	38	21	0			R	1			
22596	RIVERSTONE & DISTRICT L C	04/01/1971	Active	16	0	1	-1	-5.88%	18	1	9			N	4			
153072	Schofields Tallawong	11/18/2022	Active(2)	0	0	9	-9	-100.00%	17	2	4		None	P,S,T,M,VP SC	7			
22597	ST IVES Exc Award (06/30/2024)	06/06/1972	Active	15	7	5	2	15.38%	11	16	0			VP	0		\$753.66	
22291	SUTHERLAND SHIRE	03/05/1957	Active	5	3	18	-15	-75.00%	18	3	1			VP,SC	2			
151992	Sydney All Bright	08/16/2022	Active	16	1	0	1	6.67%	17		3		4	T,M,VP,SC	4		\$373.64	
151840	Sydney Alliance	08/04/2022	Active	5	3	0	3	150.00%	18		9			S,T,M,VP,SC	6			
136373	Sydney Autism Community Exc Award (06/30/2021)	09/05/2018	Active	7	3	1	2	40.00%	5	7	3		5	M,VP	0			
153146	Sydney Bayside	02/02/2023	Active	13	0	0	0	0.00%	13		0		3	VP	1	90+ Days		
151472	Sydney Ceylon Exc Award (06/30/2024)	06/22/2022	Active	25	6	1	5	25.00%	20	3	1		3	R	1		\$373.64	
106847	SYDNEY CHAMPIONS INNER WEST L C INC Exc Award (06/30/2021, 06/30/2022)	11/02/2009	Active	14	1	1	0	0.00%	14	12	1		4	R S,SC	4			



# Club Health Assessment for District 201N5 through April 2025

			Status	Membership							Reports					Finance	LCIF	
Club Number	Club Name	Charter Date		Current Member Count	YTD Members Added	YTD Members Dropped	YTD Net Growth	YTD Net Growth%	Member Count 12 Months Ago	Avg. length of service for dropped members	Months Since Last MMR ***	Yrs. Since Last Officer Report	President Rotation	Vice President Reported ****	Months Since Last Activity Report ***	Account Balance	Donations for current Fiscal Year	
			Number of times on status quo within last two years	If below 15 members appears				If net loss is greater than 20% appears			If no report in 3 months appears in	When more than one year appears in	Number of repeat terms	Notes the officers that do not have an active	If no report at 12 months appears in red			
56629	SYDNEY CHINESE	03/09/1995	Active	107	23	17	6	5.94%	97	5	0		8	R	M	1		\$44,209.62
	Exc Award (06/30/2018, 06/30/2023, 06/30/2024)																	
131344	Sydney Chinese Business	06/15/2017	Active(1)	13	8	3	5	62.50%	9	1	4		2		M,VP,SC	3	90+ Days	
	Exc Award (06/30/2023)																	
153570	Sydney Concord	01/30/2023	Active(1)	34	26	4	22	183.33%	12	2	1				VP,SC	3		\$2,096.79
127170	SYDNEY DEFENCE AND EMERGENCY SERVICES	03/29/2016	Active	131	4	0	4	3.15%	96		0		3	N		6		\$626.37
	Exc Award (06/30/2022, 06/30/2024)																	
152592	Sydney Dragon Care	09/22/2022	Active(1)	0	0	13	-13	-100.00%	13	2	4		None		P,S,T,M,VP SC	5		
144060	Sydney Dream Care	12/18/2020	Active(1)	13	0	0	0	0.00%	13		13		5		VP	14		
	Exc Award (06/30/2023)																	
119612	Sydney Eye	06/11/2013	Active	21	0	1	-1	-4.55%	22	12	2		11	R	VP	5		
	Exc Award (06/30/2022)																	
120136	Sydney Follow Your Dream	08/13/2013	Active	45	4	1	3	7.14%	54	5	0		6		VP,SC	6		\$1,636.35
	Exc Award (06/30/2021, 06/30/2022, 06/30/2024)																	
153824	Sydney Greater Bay Area	03/28/2023	Active	10	0	2	-2	-16.67%	12	2	6		3		VP	1		
154136	Sydney Harmony	04/11/2023	Active	25	6	6	0	0.00%	29	2	0		3	R		1		\$5,444.26
	Exc Award (06/30/2024)																	
22326	SYDNEY HOST	12/02/1952	Active	22	5	8	-3	-12.00%	29	29	0		4	N	SC	2		
	Exc Award (06/30/2022, 06/30/2023)																	
123858	Sydney Indian	01/05/2015	Active	16	3	14	-11	-40.74%	27	4	0				M,VP,SC	8		
	Exc Award (06/30/2017)																	
60757	SYDNEY INNER WEST	05/11/1998	Active	47	10	8	2	4.44%	45	4	0			R		0		\$8,702.11
	Exc Award (06/30/2021, 06/30/2023)																	
52402	SYDNEY JUNG-ANG	01/17/1992	Active	10	0	0	0	0.00%	10		13				VP	7		
108758	SYDNEY NEPAL HIMALAYA	06/25/2010	Active	15	0	2	-2	-11.76%	17	3	1		4		VP,SC	5	90+ Days	\$139.59
	Exc Award (06/30/2022)																	
138014	Sydney New Age	05/02/2019	Active	24	2	3	-1	-4.00%	27	5	3			N		1		\$4,367.67
	Exc Award (06/30/2021, 06/30/2023)																	



# Club Health Assessment for District 201N5 through April 2025

			Status	Membership							Reports					Finance		LCIF
Club Number	Club Name	Charter Date		Current Member Count	YTD Members Added	YTD Members Dropped	YTD Net Growth	YTD Net Growth%	Member Count 12 Months Ago	Avg. length of service for dropped members	Months Since Last MMR ***	Yrs. Since Last Officer Report	President Rotation	Vice President Reported ****	Months Since Last Activity Report ***	Account Balance	Donations for current Fiscal Year	
			Number of times on status quo within last two years	If below 15 members appears				If net loss is greater than 20% appears			If no report in 3 months appears in	When more than one year appears in	Number of repeat terms	Notes the officers that do not have an active	If no report at 12 months appears in red			
67189	SYDNEY NORTH WEST Exc Award (06/30/2023)	01/23/2003	Active	27	7	2	5	22.73%	26	3	0		4	R	1		\$1,992.74	
57984	SYDNEY PACIFIC Exc Award (06/30/2018, 06/30/2023)	03/18/1996	Active	22	1	5	-4	-15.38%	26	13	2		2	R	VP	3	\$12,939.05	
105799	SYDNEY SEASIDE Exc Award (06/30/2021)	06/18/2009	Active	12	0	0	0	0.00%	16		1		13		T,M,VP,SC	5		
115745	SYDNEY SELECTIVE Exc Award (06/30/2021, 06/30/2023)	12/21/2011	Active	19	0	0	0	0.00%	21		10		2	R	SC	14		
120566	Sydney South Shapla Shaluk	10/17/2013	Active	5	0	0	0	0.00%	5		13		9	R		4		
127599	Sydney Sri Lankan Exc Award (06/30/2022, 06/30/2023)	05/18/2016	Active	26	7	3	4	18.18%	23	2	0			N		0		
153677	Sydney Star Sun	02/16/2023	Active	12	0	13	-13	-52.00%	25	1	4		3		VP	4		
154137	Sydney Synergy	04/18/2023	Active	5	0	4	-4	-44.44%	12	2	4		3		S,T,M,VP,SC	9		
89666	SYDNEY WARATAH Exc Award (06/30/2021, 06/30/2022, 06/30/2023)	11/21/2005	Active	37	3	4	-1	-2.63%	38	1	2		3	N		0	\$378.51	
118299	SYDNEY WEST	11/09/2012	Active	8	0	3	-3	-27.27%	11	8	0				VP,SC	7		
153901	The Hills Shire	03/16/2023	Active(1)	0	0	26	-26	-100.00%	26	2	4		None		P,S,T,M,VP SC	4		
35817	TOONGABBIE SEVEN HILLS Exc Award (06/30/2021, 06/30/2023, 06/30/2024)	06/29/1978	Active	24	2	0	2	9.09%	22		0		2	N		0	\$752.37	
141177	Turramurra Exc Award (06/30/2021)	03/12/2020	Active	12	4	4	0	0.00%	14	3	2		2		S,VP	0		
22604	WEST PENNANT HILLS-CHERRYBROOK Exc Award (06/30/2017, 06/30/2022, 06/30/2024)	04/28/1964	Active	28	2	2	0	0.00%	31	10	1		4		VP	0	\$1,073.45	
108759	WESTERN SYDNEY	06/25/2010	Active	23	0	0	0	0.00%	23		13		2		VP,SC	4		
29314	WINSTON HILLS Exc Award (06/30/2018)	05/03/1974	Active	20	0	0	0	0.00%	21		11		2	R		0	\$664.32	



## Club Health Assessment for District 201N5 through April 2025

Club NumberClub NameCharter Date			Status		Membership								Reports					Finance		LCIF
					Current Member Count	YTD Members Added	YTD Members Dropped	YTD Net Growth	YTD Net Growth%	Member Count 12 Months Ago	Avg. length of service for dropped members	Months Since Last MMR ***	Yrs. Since Last Officer Report	President Rotation	Vice President Reported ****	Months Since Last Activity Report ***	Account Balance	Donations for current Fiscal Year		
			Number of times on status quo within last two years		If below 15 members appears			If net loss is greater than 20% appears			If no report in 3 months appears in			When more than one year appears in	Number of repeat terms	Notes the officers that do not have an active		If no report at 12 months appears in red		
Current Total Clubs Count	YTD New Clubs Count	YTD Cancelled Clubs Count	YTD Net Club Gain	Current Total Members Count	YTD Add	YTD Drop	YTD Net Growth	YTD Net Growth %	Member Count 12 Months Ago	Average Member Count Per Club	% of Clubs with less than 20 members	% No MMR in 3 Months	% No Officer Report in 12 Months	% of Clubs with balance 90+ days	Number of Clubs in Status Quo	% Status Quo Clubs in Financial Suspension	Number of Cancelled Clubs	Average Cancelled Club Age	Members Lost Due to Cancellation	% of Clubs Cancelled for Non-Financial Reasons
83	1	0	1	1,872	281	356	-75	-3.85%	1,985	23	54%	31%	0%	4%	0	0%	0	0	0	0%

\* - P - Priority Club. Cancellation Reasons: 1-Objectives/conduct, 2-Non-active club, 5-Non-existing club, 6-Disbanding, 7-Merger, 8-Financial Suspension, 9-District/Multiple District Dues.

\*\* - Abbreviation: P-President, S-Secretary, T-Treasurer, M-Member Chairperson, VP-First Vice President, MC-Communications Chairperson, SC-Service Chairperson

\*\*\* - Abbreviation: N/R - Never reported using the Lions Clubs website, N/A - Not applicable, No password registered for the Lions Clubs website.

\*\*\*\* - Abbreviation: N - New, IP - Immediate Past, R - Repeat.



# Club Health Assessment for District 201Q1 through April 2025

			Status	Membership							Reports					Finance		LCIF
Club Number	Club Name	Charter Date		Current Member Count	YTD Members Added	YTD Members Dropped	YTD Net Growth	YTD Net Growth%	Member Count 12 Months Ago	Avg. length of service for dropped members	Months Since Last MMR ***	Yrs. Since Last Officer Report	President Rotation	Vice President Reported ****	Months Since Last Activity Report ***	Account Balance	Donations for current Fiscal Year	
			Number of times on status quo within last two years	If below 15 members appears					If net loss is greater than 20% appears			If no report in 3 months appears in	When more than one year appears in	Number of repeat terms	Notes the officers that do not have appears in an active	If no report at 12 months red		
Clubs more than two years old																		
65265	ALGESTER PARKINSON INC.	04/23/2002	Active	25	6	3	3	13.64%	23	10	0		2	N	0		\$310.80	
77721	APPLE MAC USERS OF QLD	01/22/2004	Active	16	0	0	0	0.00%	16		3		2	M,VP,SC	1			
36601	ASHMORE L C	02/16/1979	Active	7	1	3	-2	-22.22%	10	2	2		2	VP,SC	5		\$200.00	
22233	BALLINA	10/28/1952	Active	18	0	0	0	0.00%	18		9		2	T,M,VP,SC	0			
47724	BALLINA EAST	09/21/1987	P- Active	5	1	3	-2	-28.57%	6	3	3		4	M,VP,SC	0			
29885	BANGALOW	10/31/1974	Active	27	6	2	4	17.39%	23	34	4		4	P,T,M,VP,SC	5			
22234	BEAUDESERT	03/16/1960	Active	21	0	1	-1	-4.55%	22	2	1			N SC	1			
47307	BONALBO UPPER CLARENCE	05/06/1987	Active	5	0	2	-2	-28.57%	7	13	1		3	T,M,VP,SC	5	90+ Days		
22236	BOONAH	02/15/1965	Active	18	0	0	0	0.00%	16		4		2	VP,SC	5			
23057	BRISBANE CAMP HILL CARINDALE	04/27/1966	Active	19	0	1	-1	-5.00%	28	16	1			N	0		\$259.89	
57718	BRISBANE CHINESE	01/08/1996	Active	48	3	7	-4	-7.69%	53	4	4			N	2			
Exc Award (06/30/2021, 06/30/2023)																		
23072	BRISBANE EKIBIN	11/22/1966	Active	9	4	2	2	28.57%	7	23	2		5	R	1			
63670	BRISBANE HELLENIC	11/07/2000	Active	15	0	3	-3	-16.67%	15	1	2			R M	3		\$690.04	
Exc Award (06/30/2020)																		
23056	BRISBANE HOLLAND PARK	10/09/1968	Active	23	0	6	-6	-20.69%	27	13	1			R SC	0			
Exc Award (06/30/2024)																		
23062	BRISBANE MACGREGOR	11/01/1971	Active	47	4	9	-5	-9.62%	55	3	3			N SC	11			
23061	BRISBANE MOOROOKA	05/17/1965	Active	20	2	0	2	11.11%	19		6			R SC	3	90+ Days	\$1,864.80	
Exc Award (06/30/2023)																		
134369	Brisbane New Civitas	04/30/2018	Active(1)	8	0	0	0	0.00%	4		9		2	M,VP,SC	1			
33456	BRISBANE PINELANDS	03/15/1977	Active	16	6	2	4	33.33%	14	13	3			N	3			
153823	Brisbane Taiwanese	03/01/2023	Active	32	7	5	2	6.67%	30	1	0		3	M,VP,SC	0		\$1,000.00	
Exc Award (06/30/2024)																		
124336	BRISBANE UNITED ASIA BUSINESS	03/24/2015	Cancelled(6*)	0	0	0	0	0.00%	9		10		None	P,S,T,M,VP SC	24+			



# Club Health Assessment for District 201Q1 through April 2025

			Status	Membership							Reports					Finance		LCIF
Club Number	Club Name	Charter Date		Current Member Count	YTD Members Added	YTD Members Dropped	YTD Net Growth	YTD Net Growth%	Member Count 12 Months Ago	Avg. length of service for dropped members	Months Since Last MMR ***	Yrs. Since Last Officer Report	President Rotation	Vice President Reported ****	Months Since Last Activity Report ***	Account Balance	Donations for current Fiscal Year	
			Number of times on status quo within last two years	If below 15 members appears				If net loss is greater than 20% appears			If no report in 3 months appears in	When more than one year appears in	Number of repeat terms	Notes the officers that do not have an active	If no report at 12 months appears in red			
132379	Brisbane Zhong Hua	08/18/2017	Active	36	0	0	0	0.00%	39		6			VP,SC	5			
22238	BRUNSWICK MULLUMBIMBY	09/02/1952	Active	10	0	0	0	0.00%	12		1		6	R	SC	5		
	Exc Award (06/30/2018)																	
22239	BURLEIGH HEADS	05/26/1957	Active	19	1	3	-2	-9.52%	22	2	0		2	R	M,SC	2		
30741	CABARITA BEACH & POTTS BCH LC	05/15/1975	Active	15	2	0	2	15.38%	13		2				VP,SC	2		
64217	CALAMVALE	04/26/2001	Active	6	0	3	-3	-33.33%	11	4	0				VP	0		
	Exc Award (06/30/2020)																	
23070	CAPALABA	05/12/1971	Active	19	2	2	0	0.00%	19	1	0		3	R		2		
108217	CARRARA	05/10/2010	Active	12	0	6	-6	-33.33%	23	7	3				T,VP	3		
22240	CASINO	10/27/1952	Active	17	3	1	2	13.33%	15	2	1				M,VP,SC	3		
22244	COOLANGATTA-TWEED HEADS	10/14/1952	Active	11	3	2	1	10.00%	12	1	0				M,VP,SC	1		
59820	FASSIFERN	06/30/1997	Active	7	0	0	0	0.00%	7		9		12		P,M,VP,SC	5		
111060	GOLD COAST TALLEBUDGERA	05/12/2011	Active	33	0	10	-10	-23.26%	49	11	3		4	N		9		
	Exc Award (06/30/2018, 06/30/2020, 06/30/2023)																	
22247	GOONDIWINDI	06/29/1965	Active	31	0	0	0	0.00%	26		9	1	None		P,S,T,M,VP SC	5		
109568	GOONELLABAH WOLLONGBAR & DISTRICTS	11/03/2010	Active	18	0	0	0	0.00%	18		1		9	R	SC	1		
106001	GREATER MOUNT GRAVATT MANSFIELD	06/24/2009	Active	12	1	0	1	9.09%	12		2		2		VP	0	\$949.31	
65225	GRIFFITH UNIVERSITY	04/09/2002	Active	12	1	1	0	0.00%	12	18	1				VP,SC	0		
42000	HARRISVILLE	11/19/1982	Active	37	0	0	0	0.00%	37		12				VP,SC	5		
41381	HELENSVALE	05/13/1982	Active	29	0	2	-2	-6.45%	31	24	1			N		0	\$1,306.34	
	Exc Award (06/30/2021, 06/30/2023)																	
22248	INGLEWOOD	12/28/1971	Active	17	7	0	7	70.00%	10		1				M,VP,SC	5		
43255	KILLARNEY	12/16/1983	Active	17	2	2	0	0.00%	19	12	1			N		5		
22251	KINGSCLIFF	09/12/1957	Active	18	1	0	1	5.88%	17		6				VP,SC	3		
22252	KYOGLE	08/26/1952	Active	26	1	2	-1	-3.70%	28	10	5				P,M,VP,SC	5		



# Club Health Assessment for District 201Q1 through April 2025

Club Number	Club Name	Charter Date	Status	Membership							Reports					Finance	LCIF
				Current Member Count	YTD Members Added	YTD Members Dropped	YTD Net Growth	YTD Net Growth%	Member Count 12 Months Ago	Avg. length of service for dropped members	Months Since Last MMR ***	Yrs. Since Last Officer Report	President Rotation	Vice President Reported ****	Months Since Last Activity Report ***	Account Balance	Donations for current Fiscal Year
			Number of times on status quo within last two years	If below 15 members appears				If net loss is greater than 20% appears			If no report in 3 months appears in	When more than one year appears in	Number of repeat terms	Notes the officers that do not have an active	If no report at 12 months red		
66540	LENNOX HEAD	08/13/2002	Active	27	4	5	-1	-3.57%	28	4	0		4	R	SC	5	\$1,314.35
22253	LISMORE	07/01/1947	Active	30	0	0	0	0.00%	30		12			N	SC	0	\$638.05
38918	LISMORE CITY L C	09/05/1980	Active	15	0	0	0	0.00%	15		12			IP	SC	5	\$3,190.92
131085	Logan Underwood	05/25/2017	Active	25	2	1	1	4.17%	24	1	0		2		M,VP,SC	1	
56782	LOGAN VILLAGE	04/12/1995	Active	54	9	2	7	14.89%	37	8	1			N		5	\$311.37
	Exc Award (06/30/2021)																
34469	LOGAN WEST INC	09/07/1977	Active	5	6	6	0	0.00%	5	0	4		12	R	P,SC	5	
84242	MACLEAY ISLAND	10/15/2004	Active	19	8	0	8	72.73%	11		5		2	R	M,SC	5	
43911	MUDGEERABA	05/04/1984	Active	31	9	5	4	14.81%	28	18	1		4		M,VP,SC	0	
22258	MURWILLUMBAH	08/03/1948	Active	22	1	1	0	0.00%	23	23	1			N	M,SC	5	
52156	ORMEAU	11/12/1991	P- Active	11	0	6	-6	-35.29%	17	14	5		None		P,S,T,M,VP SC	5	90+ Days
22261	PALM BEACH CURRUMBIN	05/26/1957	Active	28	1	6	-5	-15.15%	33	9	2			R	M,SC	5	
52651	REDLAND BAY-VICTORIA POINT	03/05/1992	Active	19	1	0	1	5.56%	15		1				VP,SC	0	\$65.72
23083	REDLAND CITY, INC. L C	06/29/1966	Active	9	0	1	-1	-10.00%	10	9	6		2		M,VP,SC	5	
49134	ROBINA	01/05/1989	Active	33	2	1	1	3.13%	32	17	0		3		VP	0	\$4,013.78
	Exc Award (06/30/2017)																
23084	ROCHEDALE SPRINGWOOD	05/10/1972	Active	18	2	1	1	5.88%	19	3	4		11	R		0	
30616	ROSEWOOD	04/14/1975	Active	25	0	4	-4	-13.79%	29	14	1			N	VP,SC	5	\$6,356.09
30786	RUNAWAY BAY	05/06/1975	Active	19	3	4	-1	-5.00%	21	6	0		3	R	M,VP,SC	5	\$1,967.03
	Exc Award (06/30/2020)																
22264	SOUTHPORT	10/22/1952	Active	17	2	1	1	6.25%	16	0	1		None		P,VP,SC	5	
34880	ST GEORGE	12/30/1977	Active	13	0	0	0	0.00%	13		1		2		S,T,M,VP,SC	5	
22265	STANTHORPE	02/14/1961	Active	38	4	2	2	5.56%	37	7	2			N		2	\$1,679.98
23086	SUNNYBANK	04/09/1963	Active	21	2	0	2	10.53%	19		1		2	N	SC	0	\$1,296.97
52761	TAMBORINE MOUNTAIN	03/23/1992	Active	41	3	4	-1	-2.38%	43	2	0			N	SC	0	\$622.73
	Exc Award (06/30/2024)																



## Club Health Assessment for District 201Q1 through April 2025

INTERNATIONAL

Club Number	Club Name	Charter Date	Status	Membership						Reports					Finance		LCIF
				Current Member Count	YTD Members Added	YTD Members Dropped	YTD Net Growth	YTD Net Growth%	Member Count 12 Months Ago	Avg. length of service for dropped members	Months Since Last MMR ***	Yrs. Since Last Officer Report	President Rotation	Vice President Reported ****	Months Since Last Activity Report ***	Account Balance	Donations for current Fiscal Year
			Number of times on status quo within last two years	If below 15 members appears				If net loss is greater than 20% appears			If no report in 3 months appears in	When more than one year appears in	Number of repeat terms	Notes the officers that do not have an active	If no report at 12 months appears in red		
108936	TAMBORINE VILLAGE	07/20/2010	Active	30	1	0	1	3.45%	28		1			R S,SC	0		
22269	TENTERFIELD	06/17/1966	Active	21	1	1	0	0.00%	21	5	1			N M	0		
	Exc Award (06/30/2021)																
22270	TEXAS	12/09/1961	P- Active(1)	3	0	0	0	0.00%	3		12		7	M,VP,SC	5		
136257	Upper Coomera	08/22/2018	Active	8	0	4	-4	-33.33%	12	6	0			VP,SC	1		
22274	WARWICK	02/22/1958	Active	14	1	3	-2	-12.50%	16	14	1			N SC	4		

Clubs Cancelled Previous Fiscal Year – Clubs Cancelled within last 12 months may be reinstated

Club Number	Club Name	Charter Date	Current Status*	Cancellation Date
132569	Brisbane Vietnamese	09/05/2017	Cancelled(8*)	12/29/2023

Current Total Clubs Count	YTD New Clubs Count	YTD Cancelled Clubs Count	YTD Net Club Gain	Current Total Members Count	YTD Add	YTD Drop	YTD Net Growth	YTD Net Growth %	Member Count 12 Months Ago	Average Member Count Per Club	% of Clubs with less than 20 members	% No MMR in 3 Months	% No Officer Report in 12 Months	% of Clubs with balance 90+ days	Number of Clubs in Status Quo	% Status Quo Clubs in Financial Suspension	Number of Cancelled Clubs	Average Cancelled Club Age	Members Lost Due to Cancellation	% of Clubs Cancelled for Non-Financial Reasons
67	0	1	-1	1,377	126	141	-15	-1.08%	1,419	21	58%	39%	1%	4%	0	0%	1	16	0	0%

\* - P - Priority Club. Cancellation Reasons: 1-Objectives/conduct, 2-Non-active club, 5-Non-existing club, 6-Disbanding, 7-Merger, 8-Financial Suspension, 9-District/Multiple District Dues.

\*\* - Abbreviation: P-President, S-Secretary, T-Treasurer, M-Member Chairperson, VP-First Vice President, MC-Communications Chairperson, SC-Service Chairperson

\*\*\* - Abbreviation: N/R - Never reported using the Lions Clubs website, N/A - Not applicable, No password registered for the Lions Clubs website.

\*\*\*\* - Abbreviation: N - New, IP - Immediate Past, R - Repeat.



# Club Health Assessment for District 201Q2 through April 2025

			Status	Membership							Reports					Finance		LCIF
Club Number	Club Name	Charter Date		Current Member Count	YTD Members Added	YTD Members Dropped	YTD Net Growth	YTD Net Growth%	Member Count 12 Months Ago	Avg. length of service for dropped members	Months Since Last MMR ***	Yrs. Since Last Officer Report	President Rotation	Vice President Reported ****	Months Since Last Activity Report ***	Account Balance	Donations for current Fiscal Year	
			Number of times on status quo within last two years	If below 15 members appears					If net loss is greater than 20% appears		If no report in 3 months appears in	When more than one year appears in	Number of repeat terms	Notes the officers that do not have an active	If no report at 12 months red			
Clubs less than two years old																		
171668	Hela	05/17/2024	Active	19	0	1	-1	-5.00%	0	1	1		2	M,VP,SC	5			
Clubs more than two years old																		
22608	ATHERTON	02/24/1957	Active	20	3	2	1	5.26%	20	3	0			R	13			
22609	BABINDA	08/09/1971	Active	13	0	2	-2	-13.33%	15	5	0		2	VP,SC	0			
Exc Award (06/30/2017)																		
109560	BLUE RIVER MACKAY	11/11/2010	Active	13	2	2	0	0.00%	14	9	5			VP,SC	8			
23017	BOWEN	03/30/1965	Active	8	0	0	0	0.00%	8		7			M,VP,SC	0			
22610	CAIRNS	10/11/1956	Active	13	0	3	-3	-18.75%	16	22	1		R	T,M,SC	4			
22611	CAIRNS BARRIER REEF	06/07/1961	Active	31	6	3	3	10.71%	28	4	0		N	VP	0		\$805.26	
Exc Award (06/30/2021, 06/30/2023, 06/30/20)																		
138521	Cairns Marlin Coast	06/10/2019	Active	14	2	8	-6	-30.00%	26	7	1		3	VP,SC	0		\$138.01	
Exc Award (06/30/2021, 06/30/2023)																		
22612	CAIRNS TRINITY BAY	02/19/1963	P- Active	0	0	8	-8	-100.00%	11	20	2		None	P,S,T,M,VP SC	5			
22613	CARDWELL	03/27/1968	Active	15	3	3	0	0.00%	17	3	4		2	R M,SC	0			
23020	CHARTERS TOWERS	03/17/1963	Active	17	8	1	7	70.00%	10	0	0		6	N M,SC	0			
23021	CLONCURRY	11/16/1967	Active	10	0	2	-2	-16.67%	9	1	8		4	M,VP,SC	18			
23022	COLLINSVILLE	09/23/1965	Active	13	2	4	-2	-13.33%	15	11	0		6	VP,SC	3			
111149	DALRYMPLE REGIONAL	06/01/2011	Active	14	0	0	0	0.00%	14		8		4	N T,SC	3		\$324.24	
22614	DIMBULAH	07/04/1961	Active	22	0	0	0	0.00%	22		12	1	None	P,S,T,M,VP SC	24+			
45172	EDMONTON	06/30/1985	Active	14	2	0	2	16.67%	12		1		3	R SC	0			
37084	ENDEAVOUR L C	05/09/1979	Active	29	4	0	4	16.00%	25		3		2	R M,SC	23			
22615	GORDONVALE	08/21/1968	Active	25	5	6	-1	-3.85%	26	8	0			M,VP	6			
67423	HERBERTON	03/11/2003	Active	9	0	0	0	0.00%	9		13			R M,SC	13			
145268	Herberton Lioness	03/04/2021	Active	5	0	0	0	0.00%	5		12		3	M,VP,SC	1			
23030	HOME HILL - AYR INC.	11/11/1963	Active	28	2	1	1	3.70%	28	6	1			N P,M,SC	1		\$628.05	



# Club Health Assessment for District 201Q2 through April 2025

			Status	Membership							Reports					Finance		LCIF
Club Number	Club Name	Charter Date		Current Member Count	YTD Members Added	YTD Members Dropped	YTD Net Growth	YTD Net Growth%	Member Count 12 Months Ago	Avg. length of service for dropped members	Months Since Last MMR ***	Yrs. Since Last Officer Report	President Rotation	Vice President Reported ****	Months Since Last Activity Report ***	Account Balance	Donations for current Fiscal Year	
			Number of times on status quo within last two years	If below 15 members appears				If net loss is greater than 20% appears			If no report in 3 months appears in	When more than one year appears in	Number of repeat terms	Notes the officers that do not have an active	If no report at 12 months appears in red			
Exc Award (06/30/2023)																		
124969	Hughenden	06/12/2015	Active	16	3	1	2	14.29%	14	8	0		2	N	M,SC	4	\$197.31	
22617	INGHAM	12/05/1961	Active	41	5	1	4	10.81%	33	4	0			N		0		
143726	Innisfail Lioness	11/30/2020	Active	32	2	1	1	3.23%	30	4	2		3	R	M	13		
Exc Award (06/30/2023)																		
23032	JULIA CREEK	06/23/1964	Active	9	0	0	0	0.00%	9		1		3		M,VP,SC	17	\$739.97	
110870	LAE	04/28/2011	Active	7	0	0	0	0.00%	7		13		None		P,S,T,M,VP SC	24+		
146294	Lae Lioness	05/21/2021	Active	7	1	0	1	16.67%	6		8		3	R	M,SC	17		
23033	LEICHHARDT	02/15/1972	Active	11	3	5	-2	-15.38%	11	1	1		10		M,VP,SC	22		
22621	LOWER HERBERT HALIFAX	05/01/1963	Active	16	1	0	1	6.67%	15		0		3	R	SC	5		
23035	MACKAY	10/07/1961	Active	24	1	1	0	0.00%	26	32	1			IP		7		
Exc Award (06/30/2019)																		
35408	MACKAY NORTHERN BEACHES	04/20/1978	P- Active	9	4	0	4	80.00%	5		0		2		M,VP,SC	6		
121379	Madang	02/18/2014	Active	9	0	0	0	0.00%	7		10		11		VP,SC	24+		
23037	MAGNETIC ISLAND	09/24/1962	Active	6	0	0	0	0.00%	6		0		23		M,VP,SC	24+		
22622	MALANDA	12/16/1964	Active	22	5	2	3	15.79%	19	2	0		7	R	M,SC	18		
22623	MAREEBA	09/04/1958	Active	26	4	2	2	8.33%	23	33	1		2	R	SC	1		
22624	MILLAA MILLAA	08/10/1967	Active	25	1	1	0	0.00%	22	9	0			N	S,T,SC	2		
40166	MIRANI SUGAR VALLEY	06/30/1981	Active	23	3	0	3	15.00%	20		4				P,T,M,VP,SC	0		
37859	MISSION BEACH	12/26/1979	Active	17	1	4	-3	-15.00%	16	14	4		2	R		1		
22625	MOSSMAN	10/23/1962	P- Active	0	0	0	0	0.00%	0		13		None		P,S,T,M,VP SC	24+		
145747	North Queensland All Abilities	03/25/2021	Active	6	0	0	0	0.00%	8		10		5		M,VP,SC	9		
108126	PORT MORESBY CITY	04/19/2010	Active	18	1	0	1	5.88%	11		8			N	M,SC	24+		
23041	PROSERPINE	11/20/1968	Active	37	5	5	0	0.00%	33	10	0			N	SC	0		
Exc Award (06/30/2023, 06/30/2024)																		
145545	Queensland Multicultural	03/17/2021	P- Active	0	0	13	-13	-100.00%	13	4	4		None		P,S,T,M,VP SC	24+	\$773.76	



# Club Health Assessment for District 201Q2 through April 2025

			Status	Membership							Reports					Finance		LCIF
Club Number	Club Name	Charter Date		Current Member Count	YTD Members Added	YTD Members Dropped	YTD Net Growth	YTD Net Growth%	Member Count 12 Months Ago	Avg. length of service for dropped members	Months Since Last MMR ***	Yrs. Since Last Officer Report	President Rotation	Vice President Reported ****	Months Since Last Activity Report ***	Account Balance	Donations for current Fiscal Year	
			Number of times on status quo within last two years	If below 15 members appears				If net loss is greater than 20% appears			If no report in 3 months appears in	When more than one year appears in	Number of repeat terms	Notes the officers that do not have an active	If no report at 12 months appears in red			
43912	RAVENSHOE & DISTRICT	05/22/1984	Active	7	0	2	-2	-22.22%	9	11	3			VP,SC	4			
23042	RICHMOND	04/22/1963	Active	10	0	0	0	0.00%	10		9		4	P,M,VP,SC	18			
98837	ROLLINGSTONE AND DISTRICT Exc Award (06/30/2023)	03/22/2007	Active	26	9	5	4	18.18%	22	1	0			N	0		\$477.48	
33375	SARINA	02/09/1977	Active	17	2	1	1	6.25%	16	22	2			M,VP,SC	24+			
43913	TABUBIL	05/15/1984	Active	29	0	0	0	0.00%	29		13		13	T,M,VP,SC	N/R			
60800	THURINGOWA ALICE RIVER	05/19/1998	Active	16	4	6	-2	-11.11%	18	4	0			N	VP	0		
36602	TOLGA & DISTRICT L C	02/16/1979	Active	11	2	1	1	10.00%	10	4	0		4	N	T,SC	3		
60734	TOWNSVILLE BARRIER REEF	05/07/1998	Active	10	0	0	0	0.00%	10		0		5	VP	0			
23048	TOWNSVILLE CASTLE HILL Exc Award (06/30/2023, 06/30/2024)	08/01/1962	Active	51	5	4	1	2.00%	52	4	0			N	SC	0	\$324.24	
116711	TOWNSVILLE CENTRAL	05/02/2012	Active	10	0	0	0	0.00%	10		12		9	R	5			
23049	TOWNSVILLE CLEVELAND BAY INC	07/01/1960	P- Active	6	2	2	0	0.00%	6	9	1		3	M,VP,SC	2			
141666	Townsville Lioness	06/09/2020	Active	13	1	0	1	8.33%	12		1		3	M,VP,SC	0			
23050	TOWNSVILLE MT STUART	01/19/1967	Active	20	0	0	0	0.00%	24		8			N	0			
45803	TOWNSVILLE NORTHERN SUBURBS Exc Award (06/30/2023)	02/10/1986	Active	32	4	3	1	3.23%	30	9	0			N	0		\$1,367.76	
31311	TOWNSVILLE ROSS VALLEY	10/31/1975	Active	16	1	2	-1	-5.88%	17	1	3			N	1		\$678.21	
22630	TULLY	03/08/1971	Active	16	0	2	-2	-11.11%	18	11	0		2	N	P,VP,SC	0	\$313.19	
22634	WEIPA	03/04/1970	Active	5	0	0	0	0.00%	5		13		None	P,M,VP,SC	24+			
23046	WHITSUNDAY L C	07/20/1971	Active	21	2	1	1	5.00%	22	1	0		3	VP	0		\$3,426.53	
45173	YUNGABURRA	06/07/1985	Active	12	0	0	0	0.00%	12		9		6	N	SC	24+		
144341	Yungaburra Lioness	02/19/2021	Active	9	0	0	0	0.00%	9		13			M,VP,SC	19			



## Club Health Assessment for District 201Q2 through April 2025

				Status		Membership								Reports				Finance		LCIF
Club Number	Club Name	Charter Date	Current Member Count			YTD Members Added	YTD Members Dropped	YTD Net Growth	YTD Net Growth%	Member Count 12 Months Ago	Avg. length of service for dropped members	Months Since Last MMR ***	Yrs. Since Last Officer Report	President Rotation	Vice President Reported ****	Months Since Last Activity Report ***	Account Balance	Donations for current Fiscal Year		
				Number of times on status quo within last two years	If below 15 members appears			If net loss is greater than 20% appears			If no report in 3 months appears in		When more than one year appears in	Number of repeat terms	Notes the officers that do not have an active	If no report at 12 months appears in red				
Current Total Clubs Count	YTD New Clubs Count	YTD Cancelled Clubs Count	YTD Net Club Gain	Current Total Members Count	YTD Add	YTD Drop	YTD Net Growth	YTD Net Growth %	Member Count 12 Months Ago	Average Member Count Per Club	% of Clubs with less than 20 members	% No MMR in 3 Months	% No Officer Report in 12 Months	% of Clubs with balance 90+ days	Number of Clubs in Status Quo	% Status Quo Clubs in Financial Suspension	Number of Cancelled Clubs	Average Cancelled Club Age	Members Lost Due to Cancellation	% of Clubs Cancelled for Non-Financial Reasons
63	0	0	0	1,030	111	111	0	0.00%	1,005	16	68%	43%	2%	0%	0	0%	0	0	0	0%

\* - P - Priority Club. Cancellation Reasons: 1-Objectives/conduct, 2-Non-active club, 5-Non-existing club, 6-Disbanding, 7-Merger, 8-Financial Suspension, 9-District/Multiple District Dues.

\*\* - Abbreviation: P-President, S-Secretary, T-Treasurer, M-Member Chairperson, VP-First Vice President, MC-Communications Chairperson, SC-Service Chairperson

\*\*\* - Abbreviation: N/R - Never reported using the Lions Clubs website, N/A - Not applicable, No password registered for the Lions Clubs website.

\*\*\*\* - Abbreviation: N - New, IP - Immediate Past, R - Repeat.



# Club Health Assessment for District 201Q3 through April 2025

			Status	Membership							Reports					Finance		LCIF
Club Number	Club Name	Charter Date		Current Member Count	YTD Members Added	YTD Members Dropped	YTD Net Growth	YTD Net Growth%	Member Count 12 Months Ago	Avg. length of service for dropped members	Months Since Last MMR ***	Yrs. Since Last Officer Report	President Rotation	Vice President Reported ****	Months Since Last Activity Report ***	Account Balance	Donations for current Fiscal Year	
			Number of times on status quo within last two years	If below 15 members appears					If net loss is greater than 20% appears			If no report in 3 months appears in	When more than one year appears in	Number of repeat terms	Notes the officers that do not have an active	If no report at 12 months appears in red		
Clubs less than two years old																		
157850	Caboolture North	04/04/2024	Active	21	4	3	1	5.00%	25	1	0			VP	0		\$65.72	
Clubs more than two years old																		
32384	ALBANY CREEK Exc Award (06/30/2022)	06/15/1976	Active	14	1	0	1	7.69%	14		0			N	0		\$27.11	
22697	ASHGROVE THE GAP INC. Exc Award (06/30/2016, 06/30/2019, 06/30/20)	03/05/1968	Active	42	3	1	2	5.00%	40	10	0			R	0		\$622.73	
22686	BEERWAH	05/17/1967	Active	18	1	2	-1	-5.26%	18	9	1		4	N	5			
139581	Blackall Range Exc Award (06/30/2022, 06/30/2023)	08/23/2019	Active	30	3	1	2	7.14%	30	0	0			R	0		\$2,250.08	
36016	BOONDALL	08/16/1978	Active	12	4	2	2	20.00%	10	6	2		11	VP,SC	2			
36244	BRACKENRIDGE CENTRAL L C Exc Award (06/30/2024)	11/22/1978	Active	37	2	0	2	5.71%	35		1		None	P,M,VP,SC	0		\$255.68	
22687	BRIEBIE ISLAND	03/19/1970	Active	30	4	6	-2	-6.25%	32	14	0		3	N M	1		\$678.21	
54865	BRISBANE BRAMBLE BAY	09/10/1993	Active	14	0	0	0	0.00%	14		11		3	R	2		\$157.01	
39444	BRISBANE BUNYA Exc Award (06/30/2018, 06/30/2019, 06/30/20)	02/12/1981	Active	45	4	3	1	2.27%	44	24	0			N	0		\$1,253.44	
105492	BRISBANE INNER NORTH Exc Award (06/30/2020, 06/30/2022, 06/30/20)	05/26/2009	Active	33	5	0	5	17.86%	29		1			N SC	1		\$293.69	
22694	BRISBANE METROPOLITAN Exc Award (06/30/2017)	07/06/1964	Active	17	1	2	-1	-5.56%	18	3	4		3	R M,SC	21			
22701	BRISBANE NUNDAH	03/25/1969	Active	13	3	1	2	18.18%	12	55	3		6	VP,SC	0			
23063	BRISBANE OXLEY SHERWOOD Exc Award (06/30/2019, 06/30/2021)	10/04/1962	Active	14	1	2	-1	-6.67%	15	5	0		2	R	0			
37261	BRISBANE WEST	06/06/1979	Active	26	4	5	-1	-3.70%	27	4	1			N M,SC	9			
22704	CALOUNDRA Exc Award (06/30/2023)	02/02/1957	Active	29	3	1	2	7.41%	30	7	3			N	0		\$3,198.60	



# Club Health Assessment for District 201Q3 through April 2025

			Status	Membership							Reports					Finance		LCIF
Club Number	Club Name	Charter Date		Current Member Count	YTD Members Added	YTD Members Dropped	YTD Net Growth	YTD Net Growth%	Member Count 12 Months Ago	Avg. length of service for dropped members	Months Since Last MMR ***	Yrs. Since Last Officer Report	President Rotation	Vice President Reported ****	Months Since Last Activity Report ***	Account Balance	Donations for current Fiscal Year	
			Number of times on status quo within last two years	If below 15 members appears				If net loss is greater than 20% appears			If no report in 3 months appears in	When more than one year appears in	Number of repeat terms	Notes the officers that do not have an active	If no report at 12 months red			
133864	Caloundra West	02/21/2018	Active	17	3	3	0	0.00%	17	6	1		None	R P	8			
66670	CECIL PLAINS	09/26/2002	Active	25	3	0	3	13.64%	22		1			R SC	0			
	Exc Award (06/30/2023)																	
22241	CHARLEVILLE	06/05/1973	Active	19	6	0	6	46.15%	13		5		2	VP,SC	5			
22242	CHINCHILLA	06/22/1965	Active	19	0	1	-1	-5.00%	20	5	0			P,VP,SC	0			
22243	CLIFTON	09/14/1967	Active	9	2	4	-2	-18.18%	13	2	1			N S,M,SC	1		\$155.68	
	Exc Award (06/30/2022, 06/30/2023)																	
29649	CROWS NEST	07/15/1974	Active	12	2	0	2	20.00%	9		0			N	2		\$727.48	
	Exc Award (06/30/2023, 06/30/2024)																	
22245	DALBY	02/14/1959	Active	51	2	4	-2	-3.77%	53	2	0			N	0		\$2,262.78	
	Exc Award (06/30/2019, 06/30/2023)																	
41557	DAYBORO	06/11/1982	Active	23	2	1	1	4.55%	22	9	5			M,VP	4			
33045	DECEPTION BAY	11/23/1976	Active	22	1	2	-1	-4.35%	21	2	0			VP	0			
22708	ENOGGERA	02/17/1965	Active	10	1	2	-1	-9.09%	11	4	2		2	VP,SC	24+			
48675	ESK	06/02/1988	Active	10	0	1	-1	-9.09%	10	9	0		2	M,VP,SC	7		\$129.70	
82852	FERNVALE	06/28/2004	Active	21	5	4	1	5.00%	20	3	0			N SC	0		\$940.04	
54931	FOREST LAKE	10/15/1993	Active	21	1	3	-2	-8.70%	22	4	0			VP	3			
22246	GATTON	04/03/1968	Active	9	0	0	0	0.00%	9		1		10	M,VP	7			
22709	GOLDEN VALLEY KEPERRA	06/12/1972	Active	77	28	12	16	26.23%	54	3	0			N	0		\$2,047.38	
	Exc Award (06/30/2020, 06/30/2023, 06/30/2024)																	
48184	HIGHFIELDS NORTH	02/15/1988	Active	14	4	3	1	7.69%	13	14	0			N M,SC	1		\$1,002.20	
	EASTERN DOWNS																	
29597	INALA	06/26/1974	Active	17	0	1	-1	-5.56%	21	35	3		2	N	0			
22249	IPSWICH	03/28/1962	Active	21	3	1	2	10.53%	22	0	1		2	VP	10		\$4,247.72	
	Exc Award (06/30/2020, 06/30/2023)																	
22250	IPSWICH REDBNK-GOODNA	03/12/1973	Active	11	0	0	0	0.00%	11		13		4	S,T,M,VP,SC	24+			
37083	JANDOWAE	05/09/1979	Active	5	1	0	1	25.00%	4		0		6	N	24+		\$1,000.07	



# Club Health Assessment for District 201Q3 through April 2025

			Status	Membership						Reports					Finance		LCIF
Club Number	Club Name	Charter Date		Current Member Count	YTD Members Added	YTD Members Dropped	YTD Net Growth	YTD Net Growth%	Member Count 12 Months Ago	Avg. length of service for dropped members	Months Since Last MMR ***	Yrs. Since Last Officer Report	President Rotation	Vice President Reported ****	Months Since Last Activity Report ***	Account Balance	Donations for current Fiscal Year
			Number of times on status quo within last two years	If below 15 members appears				If net loss is greater than 20% appears			If no report in 3 months appears in	When more than one year appears in	Number of repeat terms	Notes the officers that do not have an active	If no report at 12 months appears in red		
22711	KALLANGUR	03/13/1969	Active	36	1	0	1	2.86%	36		0			N	1		\$2,070.11
	Exc Award (06/30/2022, 06/30/2024)																
37708	KILCOY	11/19/1979	Active	12	2	0	2	20.00%	10		4			IP	M	0	\$632.26
29651	LAIDLEY	07/15/1974	Active	11	0	0	0	0.00%	11		10		6	R	SC	0	
40260	LAKE CURRIMUNDI-KAWANA	07/07/1981	Active	12	0	2	-2	-14.29%	12	3	2			R	SC	1	\$825.20
	Exc Award (06/30/2024)																
22254	LOWOOD	01/03/1974	Active	27	2	3	-1	-3.57%	27	6	0		2	R	M,SC	1	
42572	MALENY BLACKALL RANGE	04/15/1983	Active	35	5	6	-1	-2.78%	40	6	0			N	M	0	\$985.77
	Exc Award (06/30/2020)																
22257	MILLMERRAN	10/11/1967	Active	16	1	2	-1	-5.88%	16	10	0			R	M,VP,SC	0	
132869	Mooloolah Valley	10/19/2017	Active	18	1	0	1	5.88%	17		0		5		M,VP	1	\$1,306.34
	Exc Award (06/30/2020)																
45330	MORAYFIELD & DISTRICT	08/26/1985	Active	37	3	4	-1	-2.63%	40	7	0			N	SC	0	\$1,913.28
	Exc Award (06/30/2016, 06/30/2018)																
99716	NORTH LAKES	06/27/2007	Active	24	0	1	-1	-4.00%	27	5	0		2	N	M	1	\$621.60
	Exc Award (06/30/2018)																
22260	OAKEY	08/03/1960	Active	12	4	3	1	9.09%	11	20	1		5	N	M,SC	5	
22715	PINE RIVERS	03/28/1957	Active	19	0	4	-4	-17.39%	23	1	1			N		1	\$310.80
22262	PITTSWORTH	03/30/1965	Active	23	0	0	0	0.00%	21		1				VP	1	\$1,133.09
	Exc Award (06/30/2017)																
38193	REDCLIFFE CENTRAL	03/06/1980	Active	29	3	0	3	11.54%	27		0		2	N		1	\$943.47
	Exc Award (06/30/2023)																
50930	REDCLIFFE KIPPA-RING	09/10/1990	Active	17	1	0	1	6.25%	16		3			N	SC	3	
	Exc Award (06/30/2017)																
22263	ROMA	01/22/1967	Active	23	3	0	3	15.00%	21		1			N		6	\$328.59
66575	SAMFORD	08/27/2002	Cancelled(6*)	0	0	6	-6	-100.00%	18	12	1		None		P,S,T,M,VP SC	5	
	Exc Award (06/30/2020)																
127041	Sandstone Point	03/14/2016	Active	37	3	2	1	2.78%	33	4	0			N		1	



# Club Health Assessment for District 201Q3 through April 2025

			Status	Membership							Reports					Finance	LCIF
Club Number	Club Name	Charter Date		Current Member Count	YTD Members Added	YTD Members Dropped	YTD Net Growth	YTD Net Growth%	Member Count 12 Months Ago	Avg. length of service for dropped members	Months Since Last MMR ***	Yrs. Since Last Officer Report	President Rotation	Vice President Reported ****	Months Since Last Activity Report ***	Account Balance	Donations for current Fiscal Year
			Number of times on status quo within last two years	If below 15 members appears				If net loss is greater than 20% appears			If no report in 3 months appears in	When more than one year appears in	Number of repeat terms	Notes the officers that do not have an active	If no report at 12 months appears in red		
Exc Award (06/30/2017, 06/30/2018, 06/30/2020)																	
22268	TAROOM	10/18/1966	Active	12	1	3	-2	-14.29%	14	16	0		2	R M	0		\$1,489.02
133191	Teneriffe	11/20/2017	Active	32	0	0	0	0.00%	30		2		2	P,VP,SC	11		
Exc Award (06/30/2021)																	
22271	TOOWOOMB	04/23/1954	Active	19	3	2	1	5.56%	18	30	1			N	0		
22272	TOOWOOMB CITY	02/22/1966	Active	13	0	1	-1	-7.14%	14	11	1			N	1		\$228.61
Exc Award (06/30/2023)																	
22273	TOOWOOMB WEST	01/21/1963	Active	55	3	2	1	1.85%	56	3	2			N	1		\$1,310.00
Exc Award (06/30/2016, 06/30/2017, 06/30/2020)																	
34881	TOOWOOMB WILSONTON	12/13/1977	Active	27	4	2	2	8.00%	25	9	0			N	0		\$657.18
Exc Award (06/30/2020, 06/30/2023)																	
131147	Wamuran	06/02/2017	Active	20	0	8	-8	-28.57%	27	6	0			R SC	0		
Exc Award (06/30/2024)																	
29230	WANDOAN	04/30/1974	Active	7	0	0	0	0.00%	7		13		3	P,T,M,VP,SC	23		
138623	Warner Qld	06/21/2019	Cancelled(6*)	0	0	0	0	0.00%	3		10	2	None	P,S,T,M,VP SC	5		
124700	Westbrook and District	04/27/2015	Active	18	3	2	1	5.88%	17	10	1			IP SC	9		\$626.37
106690	WITHCOTT HELIDON	09/28/2009	Active	8	0	1	-1	-11.11%	9	9	2			N SC	0		
43527	WOODFORD	02/17/1984	Active	26	1	2	-1	-3.70%	28	1	0		3	VP,SC	1		

Clubs Cancelled Previous Fiscal Year – Clubs Cancelled within last 12 months may be reinstated

Club Number	Club Name	Charter Date	Current Status*	Cancellation Date
48484	BEACHMERE	04/25/1988	Cancelled(6*)	04/29/2024
23060	BRISBANE JINDALEE	12/16/1966	Cancelled(6*)	06/29/2024
22717	REDCLIFFE INC	08/01/1956	Cancelled(6*)	07/29/2023



## Club Health Assessment for District 201Q3 through April 2025

				Status				Membership						Reports				Finance		LCIF
Club Number	Club Name	Charter Date																		
				Current Member Count	YTD Members Added	YTD Members Dropped	YTD Net Growth	YTD Net Growth%	Member Count 12 Months Ago	Avg. length of service for dropped members	Months Since Last MMR ***	Yrs. Since Last Officer Report	President Rotation	Vice President Reported ****	Months Since Last Activity Report ***	Account Balance	Donations for current Fiscal Year			
				Number of times on status quo within last two years	If below 15 members appears			If net loss is greater than 20% appears			If no report in 3 months appears in	When more than one year appears in	Number of repeat terms	Notes the officers that do not have an active	If no report at 12 months appears in red					
Current Total Clubs Count	YTD New Clubs Count	YTD Cancelled Clubs Count	YTD Net Club Gain	Current Total Members Count	YTD Add	YTD Drop	YTD Net Growth	YTD Net Growth %	Member Count 12 Months Ago	Average Member Count Per Club	% of Clubs with less than 20 members	% No MMR in 3 Months	% No Officer Report in 12 Months	% of Clubs with balance 90+ days	Number of Clubs in Status Quo	% Status Quo Clubs in Financial Suspension	Number of Cancelled Clubs	Average Cancelled Club Age	Members Lost Due to Cancellation	% of Clubs Cancelled for Non-Financial Reasons
64	0	2	-2	1,433	151	127	24	1.70%	1,434	22	52%	19%	0%	0%	0	0%	2	94	6	100%

\* - P - Priority Club. Cancellation Reasons: 1-Objectives/conduct, 2-Non-active club, 5-Non-existing club, 6-Disbanding, 7-Merger, 8-Financial Suspension, 9-District/Multiple District Dues.

\*\* - Abbreviation: P-President, S-Secretary, T-Treasurer, M-Member Chairperson, VP-First Vice President, MC-Communications Chairperson, SC-Service Chairperson

\*\*\* - Abbreviation: N/R - Never reported using the Lions Clubs website, N/A - Not applicable, No password registered for the Lions Clubs website.

\*\*\*\* - Abbreviation: N - New, IP - Immediate Past, R - Repeat.



# Club Health Assessment for District 201Q4 through April 2025

			Status	Membership							Reports					Finance	LCIF
Club Number	Club Name	Charter Date		Current Member Count	YTD Members Added	YTD Members Dropped	YTD Net Growth	YTD Net Growth%	Member Count 12 Months Ago	Avg. length of service for dropped members	Months Since Last MMR ***	Yrs. Since Last Officer Report	President Rotation	Vice President Reported ****	Months Since Last Activity Report ***	Account Balance	Donations for current Fiscal Year
			Number of times on status quo within last two years	If below 15 members appears				If net loss is greater than 20% appears			If no report in 3 months appears in	When more than one year appears in	Number of repeat terms	Notes the officers that do not have an active	If no report at 12 months appears in red		
Clubs less than two years old																	
157612	Taabinga	03/27/2024	Active	15	3	10	-7	-31.82%	22	1	0		2	T,M,VP,SC	0		
Clubs more than two years old																	
60914	AGNES WATER CAPTAIN COOK 1770	06/22/1998	Active	8	0	0	0	0.00%	8		13		6	T,M,VP,SC	24+		
128039	Australian Motorhoming	06/30/2016	Active	16	4	0	4	33.33%	12		1		2	VP,SC	0		\$31.76
Exc Award (06/30/2017, 06/30/2018)																	
23054	BARGARA	03/10/1971	Active	25	2	1	1	4.17%	25	1	0		2	R	1		\$164.31
Exc Award (06/30/2024)																	
37528	BIGGENDEN	09/18/1979	Active	4	0	0	0	0.00%	4		1		2	T,VP,SC	12		
78807	BLACKBUTT BENARKIN	04/26/2004	Active	25	8	0	8	47.06%	18		1			N	0		\$227.23
23016	BLACKWATER	02/01/1968	Active	5	3	3	0	0.00%	5	1	0			N	0		
40795	BLUFF	01/08/1982	Active	6	0	0	0	0.00%	6		0		3	P,VP,SC	24+		
39293	BOYNE ISLAND	01/12/1981	Active	31	3	4	-1	-3.13%	31	9	0		4	VP,SC	1		\$1,306.34
36921	BOYNE VALLEY L C	04/18/1979	Cancelled(6*)	0	0	0	0	0.00%	0		13	1	None	P,S,T,M,VP SC	24+		
22702	BUDERIM	09/12/1967	Active	35	5	0	5	16.67%	28		0			N	0		
23068	BUNDABERG	10/14/1964	Active	18	0	0	0	0.00%	21		1			N	0		\$164.30
23069	BUNDABERG HINKLER	02/19/1970	Active	21	4	1	3	16.67%	22	1	1		2	N	0		\$164.31
Exc Award (06/30/2024)																	
29659	BUNDABERG NORTH BUNDABERG	07/23/1974	Active	12	1	0	1	9.09%	11		1		5	VP	1		\$1,191.82
23018	CALLIDE VALLEY	11/03/1962	Active	11	0	2	-2	-15.38%	11	24	0		12	VP,SC	0		\$997.81
36152	COOLUM BEACH	10/25/1978	Active	24	2	0	2	9.09%	22		0			R	3		
22706	COOROY POMONA L C	05/05/1972	Active	24	1	1	0	0.00%	23	11	1			N	4		
Exc Award (06/30/2023)																	
31709	DYSART	02/16/1976	Active	10	0	0	0	0.00%	10		13		13	VP,SC	3		
33890	EIDSVOLD	05/05/1977	Active	8	1	0	1	14.29%	7		6		3	VP	2		
23025	EMERALD	08/06/1966	Active	19	1	3	-2	-9.52%	21	10	5		4	R	12		




# Club Health Assessment for District 201Q4 through April 2025

			Status	Membership							Reports					Finance	LCIF
Club Number	Club Name	Charter Date		Current Member Count	YTD Members Added	YTD Members Dropped	YTD Net Growth	YTD Net Growth%	Member Count 12 Months Ago	Avg. length of service for dropped members	Months Since Last MMR ***	Yrs. Since Last Officer Report	President Rotation	Vice President Reported ****	Months Since Last Activity Report ***	Account Balance	Donations for current Fiscal Year
			Number of times on status quo within last two years	If below 15 members appears				If net loss is greater than 20% appears			If no report in 3 months appears in	When more than one year appears in	Number of repeat terms	Notes the officers that do not have appears in an active	If no report at 12 months red		
29968	EMU PARK	11/18/1974	Active	32	0	7	-7	-17.95%	40	2	0		3	R	1		
46253	FRASER	05/30/1986	Active	33	6	3	3	10.00%	29	6	1		3		VP,SC	1	
23073	GAYNDAH	06/26/1973	Active	7	0	0	0	0.00%	7		12		7	R	2		
60915	GLENWOOD AND DISTRICT INC	06/22/1998	Active	7	0	0	0	0.00%	7		1				VP	1	
23075	GOOMERI	04/08/1968	Active	7	0	1	-1	-12.50%	11	6	1		None		P,S,M,VP,SC	24+	
36153	GRACEMERE	10/25/1978	Active	9	0	0	0	0.00%	9		10		7		VP,SC	1	
22710	GYMPIE	06/01/1961	Active	32	7	2	5	18.52%	29	2	0				VP,SC	4	\$1,002.20
38348	GYMPIE SOUTH	04/27/1980	Active	19	1	0	1	5.56%	17		0				VP,SC	1	\$622.73
23076	HERVEY BAY LIONS CLUB	12/07/1965	P- Active	0	2	6	-4	-100.00%	4	1	7		None		P,S,T,M,VP SC	9	
23077	KINGAROY	12/03/1964	Active	26	3	2	1	4.00%	25	0	5			N	0		\$311.37
23034	LONGREACH	10/10/1970	Active	14	0	0	0	0.00%	13		10		2		M,VP,SC	4	
143667	Longreach Thomson River	11/23/2020	Active	13	0	4	-4	-23.53%	17	1	7				VP,SC	7	
40261	MARLBOROUGH & DISTRICT	07/17/1981	Active	9	1	4	-3	-25.00%	12	1	0		2		VP	0	
	Exc Award (06/30/2024)																
68894	MAROOCHY NORTH SHORE	06/13/2003	Active	29	0	6	-6	-17.14%	34	2	1		2	R	0		\$639.96
43256	MARY VALLEY	12/02/1983	Active	11	0	0	0	0.00%	11		13	1	None		P,S,T,M,VP SC	7	
23078	MARYBOROUGH	02/13/1963	Active	18	0	0	0	0.00%	18		12		2	N	2		
34987	MARYBOROUGH GRANVILLE	01/20/1978	Active	8	0	0	0	0.00%	8		12		2		VP,SC	24+	
46549	MARYBOROUGH MARY RIVER INC	09/05/1986	Active	13	1	6	-5	-27.78%	18	4	3		3		VP,SC	24	
23079	MIRIAM VALE	07/07/1971	Active	8	0	0	0	0.00%	8		13		None		P,S,T,M,VP SC	N/R	
28203	MONTO	03/25/1974	Active	4	0	0	0	0.00%	4		12		12		P,S,T,M,VP SC	24+	
30288	MOOLOOLABA	02/13/1975	Active	16	0	4	-4	-20.00%	20	15	0			N	5		\$7,472.77
34048	MOORE PARK	06/08/1977	Active	18	2	8	-6	-25.00%	24	10	1			R	P,S,T,M,SC	2	\$164.30
23023	MOURA	09/13/1967	Active	10	0	0	0	0.00%	12		10		3	R	M,SC	7	
43783	MUNDUBBERA	04/10/1984	Active	9	0	0	0	0.00%	7		11		6		VP	1	



# Club Health Assessment for District 201Q4 through April 2025

			Status	Membership							Reports					Finance	LCIF
Club Number	Club Name	Charter Date		Current Member Count	YTD Members Added	YTD Members Dropped	YTD Net Growth	YTD Net Growth%	Member Count 12 Months Ago	Avg. length of service for dropped members	Months Since Last MMR ***	Yrs. Since Last Officer Report	President Rotation	Vice President Reported ****	Months Since Last Activity Report ***	Account Balance	Donations for current Fiscal Year
			Number of times on status quo within last two years	If below 15 members appears				If net loss is greater than 20% appears			If no report in 3 months appears in	When more than one year appears in	Number of repeat terms	Notes the officers that do not have an active	If no report at 12 months appears in red		
23081	MURGON	01/22/1973	Active	9	1	0	1	12.50%	8		0		3	R P,VP	24+		
36655	NAMBOUR AND DISTRICT	02/28/1979	Active	12	3	0	3	33.33%	9		0		3	VP,SC	2		
23082	NANANGO	01/21/1956	Active	17	3	2	1	6.25%	17	2	0			P,M,VP,SC	3		\$1,556.40
28157	NOOSA HEADS	03/08/1974	Active	13	0	1	-1	-7.14%	14	13	8		2	R P	19		
40665	PROSTON & DIST	12/22/1981	Active	6	0	1	-1	-14.29%	7	10	1		4	T,VP,SC	6		
23043	ROCKHAMPTON	03/25/1961	Active	11	0	0	0	0.00%	13		11		3	P,M,VP,SC	10		
23044	ROCKHAMPTON FITZROY RIVER	11/03/1962	Active	46	4	0	4	9.52%	42		0			N	0		\$2,913.90
Exc Award (06/30/2023, 06/30/2024)																	
23045	SPRINGSURE	01/15/1974	Active	17	1	0	1	6.25%	16		1		5	R M,SC	24+		
22720	TEWANTIN NOOSA L C	04/04/1967	Active	41	3	8	-5	-10.87%	47	8	1			N	0		\$622.73
Exc Award (06/30/2024)																	
40664	THE CAVES & DISTRICT	12/21/1981	Active	18	1	3	-2	-10.00%	21	8	1			N	3		
41384	THEODORE	05/13/1982	Active	9	0	1	-1	-10.00%	10	6	8			VP	1		
46751	TIARO & DIST	12/22/1986	Active	9	1	2	-1	-10.00%	10	7	0		None	P,M,VP,SC	24+		
36829	TIN CAN BAY	03/30/1979	Active	6	3	2	1	20.00%	5	2	0		4	S,T,M,VP,SC	12		
23087	WONDAI	09/11/1956	Active	14	4	0	4	40.00%	9		3		3	T,VP,SC	3		
38698	WOOROOLIN	06/23/1980	Active	15	0	0	0	0.00%	15		0		2	R	9		
23052	YEPPOON	03/29/1967	Active	40	1	3	-2	-4.76%	42	27	0		2	VP,SC	0		\$3,113.66
Exc Award (06/30/2021)																	

Clubs Cancelled Previous Fiscal Year – Clubs Cancelled within last 12 months may be reinstated

Club Number	Club Name	Charter Date	Current Status*	Cancellation Date
23074	GIN GIN	03/19/1968	Cancelled(6*)	06/29/2024
29862	ROCKHAMPTON MOUNT ARCHER	10/15/1974	Cancelled(6*)	07/29/2023
29930	WINTON	11/08/1974	Cancelled(6*)	06/29/2024



## Club Health Assessment for District 201Q4 through April 2025

Club NumberClub NameCharter Date			Status		Membership								Reports					Finance		LCIF
					Current Member Count	YTD Members Added	YTD Members Dropped	YTD Net Growth	YTD Net Growth%	Member Count 12 Months Ago	Avg. length of service for dropped members	Months Since Last MMR ***	Yrs. Since Last Officer Report	President Rotation	Vice President Reported ****	Months Since Last Activity Report ***	Account Balance	Donations for current Fiscal Year		
			Number of times on status quo within last two years	If below 15 members appears				If net loss is greater than 20% appears			If no report in 3 months appears in	When more than one year appears in	Number of repeat terms	Notes the officers that do not have an active	If no report at 12 months appears in red					
Current Total Clubs Count	YTD New Clubs Count	YTD Cancelled Clubs Count	YTD Net Club Gain	Current Total Members Count	YTD Add	YTD Drop	YTD Net Growth	YTD Net Growth %	Member Count 12 Months Ago	Average Member Count Per Club	% of Clubs with less than 20 members	% No MMR in 3 Months	% No Officer Report in 12 Months	% of Clubs with balance 90+ days	Number of Clubs in Status Quo	% Status Quo Clubs in Financial Suspension	Number of Cancelled Clubs	Average Cancelled Club Age	Members Lost Due to Cancellation	% of Clubs Cancelled for Non-Financial Reasons
59	0	1	-1	952	86	101	-15	-1.55%	976	16	75%	37%	2%	0%	0	0%	1	200	0	100%

\* - P - Priority Club. Cancellation Reasons: 1-Objectives/conduct, 2-Non-active club, 5-Non-existing club, 6-Disbanding, 7-Merger, 8-Financial Suspension, 9-District/Multiple District Dues.

\*\* - Abbreviation: P-President, S-Secretary, T-Treasurer, M-Member Chairperson, VP-First Vice President, MC-Communications Chairperson, SC-Service Chairperson

\*\*\* - Abbreviation: N/R - Never reported using the Lions Clubs website, N/A - Not applicable, No password registered for the Lions Clubs website.

\*\*\*\* - Abbreviation: N - New, IP - Immediate Past, R - Repeat.



# Club Health Assessment for District 201C1 through April 2025

			Status	Membership							Reports					Finance		LCIF
Club Number	Club Name	Charter Date		Current Member Count	YTD Members Added	YTD Members Dropped	YTD Net Growth	YTD Net Growth%	Member Count 12 Months Ago	Avg. length of service for dropped members	Months Since Last MMR ***	Yrs. Since Last Officer Report	President Rotation	Vice President Reported ****	Months Since Last Activity Report ***	Account Balance	Donations for current Fiscal Year	
			Number of times on status quo within last two years	If below 15 members appears				If net loss is greater than 20% appears			If no report in 3 months appears in	When more than one year appears in	Number of repeat terms		Notes the officers that do not have an active	If no report at 12 months appears in red		
Clubs less than two years old																		
180498	Adelaide Filipino	02/09/2025	Newly Chartered	36	37	1	36	100.00%	0	0	0			N		0		
Clubs more than two years old																		
22644	ADELAIDE HELLENIC	06/23/1972	Active	22	0	0	0	0.00%	20		1		2	R	SC	1	90+ Days	\$939.56
34684	ADELAIDE ITALIAN	11/29/1977	Active	26	0	0	0	0.00%	26		9			N	SC	9		
59922	ADELAIDE WEST	08/29/1997	Active(1)	5	0	0	0	0.00%	5		9		15		P,M,VP,SC	24+		
47658	ANGASTON & DIST	07/31/1987	Active	16	0	0	0	0.00%	15		1				M,VP,SC	0		
Exc Award (06/30/2023)																		
123087	Angle Vale	09/08/2014	Active	18	4	1	3	20.00%	15	4	0			N	M,SC	19		
Exc Award (06/30/2018)																		
32967	ATHELSTONE-ROSTREVOR	11/04/1976	Active	16	0	4	-4	-20.00%	21	7	3		2		VP,SC	0		
Exc Award (06/30/2021)																		
22817	BALAKLAVA & DISTRICT L C	05/12/1970	Active	16	3	2	1	6.67%	17	3	0		2	R	SC	0		
22646	BAROSSA VALLEY L C	06/26/1967	Active	32	2	3	-1	-3.03%	34	6	0		2		VP,SC	0		\$1,000.00
35966	BOOLEROO CENTRE & DISTRICTS LC	07/07/1978	Active	12	2	0	2	20.00%	14		0			R	P,M,VP,SC	1		
22651	BURNSIDE	05/04/1962	Active	22	1	2	-1	-4.35%	23	13	1		2		VP,SC	0		\$498.91
31370	BUTE & DISTRICTS	11/10/1975	Active	24	1	2	-1	-4.00%	25	7	6				VP	13		
22860	CHARLES STURT WOODVILLE HINDMA	03/06/1964	Active	14	1	2	-1	-6.67%	15	4	1		2		VP,SC	1		
22643	CITY OF ADELAIDE	07/01/1961	Active	53	3	2	1	1.92%	55	10	1		None	R	P,T	0		\$75.00
22820	CLARE DISTRICT L C	05/20/1968	Active	46	0	3	-3	-6.12%	44	16	0			R		3		\$653.17
34988	CLEVE DISTRICT L C	01/16/1978	Active	17	0	0	0	0.00%	17		0		3	R	SC	13		
38349	COWELL	04/22/1980	Active	23	8	3	5	27.78%	19	2	0			N	M,SC	14		\$339.11
31372	CUMMINS & DISTRICT	11/18/1975	Active	16	0	1	-1	-5.88%	21	25	1		5		P,VP,SC	24+		
22824	ELIZABETH PLAYFORD	02/25/1963	Active	34	4	2	2	6.25%	33	18	1		2	N		0		\$812.68
Exc Award (06/30/2018, 06/30/2020, 06/30/20																		




# Club Health Assessment for District 201C1 through April 2025

			Status	Membership							Reports					Finance		LCIF
Club Number	Club Name	Charter Date		Current Member Count	YTD Members Added	YTD Members Dropped	YTD Net Growth	YTD Net Growth%	Member Count 12 Months Ago	Avg. length of service for dropped members	Months Since Last MMR ***	Yrs. Since Last Officer Report	President Rotation	Vice President Reported ****	Months Since Last Activity Report ***	Account Balance	Donations for current Fiscal Year	
			Number of times on status quo within last two years	If below 15 members appears				If net loss is greater than 20% appears			If no report in 3 months appears in	When more than one year appears in	Number of repeat terms	Notes the officers that do not have an active	If no report at 12 months red			
22655	GAWLER	09/12/1967	Active	19	6	6	0	0.00%	19	2	0			M,VP	0		\$657.18	
	Exc Award (06/30/2023, 06/30/2024)																	
22656	GILBERT VALLEY	08/27/1969	Active	17	5	1	4	30.77%	17	33	0			VP,SC	3			
	Exc Award (06/30/2024)																	
37086	GILLES PLAINS	05/14/1979	Active	19	1	1	0	0.00%	21	50	0		2	R	M,SC	0	\$1,297.14	
	Exc Award (06/30/2018, 06/30/2023)																	
38194	GLENSIDE	03/18/1980	Active	27	2	4	-2	-6.90%	28	9	1		2		VP	0		
49899	GOLDEN GROVE	10/09/1989	Active	30	6	11	-5	-14.29%	35	8	0		3		VP,SC	0	\$1,345.49	
	Exc Award (06/30/2021)																	
22833	JAMESTOWN	06/15/1967	Active	23	5	3	2	9.52%	21	23	1			VP,SC	13	90+ Days		
22834	KADINA	09/28/1967	Active	14	2	4	-2	-12.50%	16	8	1		2	R	M	2		
22836	KIMBA	04/25/1972	Active	9	5	5	0	0.00%	9	4	0			M,VP,SC	1		\$622.73	
35229	LOCK	03/08/1978	Active	6	0	1	-1	-14.29%	7	28	0		3		VP,SC	0		
34133	MAITLAND & DISTRICT L C	06/16/1977	Active	7	3	4	-1	-12.50%	10	5	0		2		P,S,M,VP,SC	22	90+ Days	
39445	MALLALA & DISTRICT L C	02/12/1981	Active	30	1	1	0	0.00%	29	12	1		2	R	SC	1	90+ Days	
31580	MODBURY	01/23/1976	Active	12	1	2	-1	-7.69%	13	13	1		11	R		0	90+ Days	
22839	MOONTA	01/15/1970	Active	17	6	4	2	13.33%	16	12	0			VP	24+	90+ Days		
22671	ONKAPARINGA L C	06/19/1967	Active	26	2	0	2	8.33%	24		3			N		0	\$1,252.74	
37860	ORROROO & DISTRICT L C	12/19/1979	Active	11	0	0	0	0.00%	11		2		8		P,M,VP,SC	24+		
51366	PARALOWIE	02/28/1991	Active	27	2	0	2	8.00%	28		2		6		M,VP	4	\$1,314.36	
	Exc Award (06/30/2018)																	
37483	PETERBOROUGH & DISTRICT L C	08/08/1979	Active	14	1	2	-1	-6.67%	15	19	7			VP,SC	24+			
22843	PORT AUGUSTA	11/21/1966	Active	32	3	3	0	0.00%	33	18	1			VP,SC	0		\$2,724.57	
22845	PORT LINCOLN	05/27/1965	Active	26	6	6	0	0.00%	26	12	0			VP,SC	21			
	Exc Award (06/30/2018, 06/30/2019)																	
22846	PORT PIRIE	08/07/1965	Active	19	0	1	-1	-5.00%	23	16	6		2		VP,SC	8	\$1,201.89	



# Club Health Assessment for District 201C1 through April 2025

			Status	Membership							Reports					Finance		LCIF			
Club Number	Club Name	Charter Date		Current Member Count	YTD Members Added	YTD Members Dropped	YTD Net Growth	YTD Net Growth%	Member Count 12 Months Ago	Avg. length of service for dropped members	Months Since Last MMR ***	Yrs. Since Last Officer Report	President Rotation	Vice President Reported ****	Months Since Last Activity Report ***	Account Balance	Donations for current Fiscal Year				
			Number of times on status quo within last two years	If below 15 members appears					If net loss is greater than 20% appears						If no report in 3 months appears in	When more than one year appears in	Number of repeat terms	Notes the officers that do not have an active red	If no report in 12 months appears in		
22847	PROSPECT-BLAIR ATHOL L C	01/28/1964	Active	24	0	0	0	0.00%	24		0		11	R		14	90+ Days	\$1,328.64			
39294	QUORN	01/19/1981	Active	11	2	0	2	22.22%	9		1		4		P,T,M,VP,SC	24+					
22848	RICHMOND	03/19/1964	Active	27	5	2	3	12.50%	24	12	7		10		T,VP,SC	12		\$6,652.07			
22827	ROCKY RIVER	09/16/1970	Active	16	0	1	-1	-5.88%	17	13	0		2		VP	21					
22849	SALISBURY	04/17/1969	Active	9	0	0	0	0.00%	10		1		2		VP	10	90+ Days				
101834	STANSBURY DALRYMPLE	05/10/2008	Active	17	1	2	-1	-5.56%	19	16	0				VP,SC	0					
22679	TEATREE GULLY	03/04/1964	Active	13	1	0	1	8.33%	13		0				VP,SC	12					
22680	TORRENS VALLEY L C	10/23/1968	Active	24	2	0	2	9.09%	22		3		3	N		1		\$657.18			
37746	TUMBY BAY & DISTRICTS L C	11/28/1979	Active	39	3	2	1	2.63%	40	16	1		2	R	SC	24+					
22856	WALLAROO	12/16/1971	Active	20	3	2	1	5.26%	19	12	1		5	R	SC	1		\$1,000.00			
22857	WEST BEACH	04/15/1964	Active	9	0	1	-1	-10.00%	13	32	1		4	R	SC	0		\$690.04			
64114	WEST LAKES SEATON	03/26/2001	Active	15	0	4	-4	-21.05%	19	10	7		4	R	T,M,SC	20					
22859	WHYALLA	04/01/1964	Active	16	3	1	2	14.29%	15	43	0				M,VP,SC	0					
29316	WHYALLA MOUNT LAURA	05/03/1974	Active	21	3	0	3	16.67%	18		1				M,VP,SC	0		\$678.21			
31281	WUDINNA	10/14/1975	Active	3	0	0	0	0.00%	3		9		13		VP,SC	4					

Clubs Cancelled Previous Fiscal Year – Clubs Cancelled within last 12 months may be reinstated

Club Number		Club Name		Charter Date			Current Status*		Cancellation Date											
109120		NORWOOD		08/24/2010			Cancelled(6*)		01/29/2024											
Current Total Clubs Count	YTD New Clubs Count	YTD Cancelled Clubs Count	YTD Net Club Gain	Current Total Members Count	YTD Add	YTD Drop	YTD Net Growth	YTD Net Growth %	Member Count 12 Months Ago	Average Member Count Per Club	% of Clubs with less than 20 members	% No MMR in 3 Months	% No Officer Report in 12 Months	% of Clubs with balance 90+ days	Number of Clubs in Status Quo	% Status Quo Clubs in Financial Suspension	Number of Cancelled Clubs	Average Cancelled Club Age	Members Lost Due to Cancellation	% of Clubs Cancelled for Non-Financial Reasons
54	1	0	1	1,097	146	102	44	4.18%	1,085	20	56%	20%	0%	15%	0	0%	0	0	0	0%



Club Health Assessment for District 201C1 through April 2025

			Status	Membership							Reports					Finance	LCIF
Club Number	Club Name	Charter Date		Current Member Count	YTD Members Added	YTD Members Dropped	YTD Net Growth	YTD Net Growth%	Member Count 12 Months Ago	Avg. length of service for dropped members	Months Since Last MMR ***	Yrs. Since Last Officer Report	President Rotation	Vice President Reported ****	Months Since Last Activity Report ***	Account Balance	Donations for current Fiscal Year
			Number of times on status quo within last two years	If below 15 members appears				If net loss is greater than 20% appears			If no report in 3 months appears in	When more than one year appears in	Number of repeat terms	Notes the officers that do not have an active	If no report at 12 months appears in red		



# Club Health Assessment for District 201C2 through April 2025

			Status	Membership							Reports					Finance		LCIF
Club Number	Club Name	Charter Date		Current Member Count	YTD Members Added	YTD Members Dropped	YTD Net Growth	YTD Net Growth%	Member Count 12 Months Ago	Avg. length of service for dropped members	Months Since Last MMR ***	Yrs. Since Last Officer Report	President Rotation	Vice President Reported ****	Months Since Last Activity Report ***	Account Balance	Donations for current Fiscal Year	
			Number of times on status quo within last two years	If below 15 members appears				If net loss is greater than 20% appears			If no report in 3 months appears in	When more than one year appears in	Number of repeat terms	Notes the officers that do not have an active	If no report at 12 months appears in red			
Clubs more than two years old																		
77527	ABERFOYLE & DISTRICTS	09/04/2003	Active	25	2	5	-3	-10.71%	28	14	1			VP,SC	0		\$3,113.66	
	Exc Award (06/30/2020)																	
137531	Australian Hearing Dogs	03/07/2019	Active	32	3	2	1	3.23%	33	5	1			N	16			
	Exc Award (06/30/2020)																	
22653	BATTUNGA COUNTRY	04/01/1971	Active	17	0	0	0	0.00%	17		1		3	R SC	1			
38919	BEACHPORT-RIVOLI BAY L C	09/10/1980	Active	28	1	4	-3	-9.68%	29	9	0			N SC	0			
22647	BERRI	02/04/1970	Active	25	0	3	-3	-10.71%	31	8	1		2	R S	4		\$1,064.33	
	Exc Award (06/30/2019, 06/30/2020, 06/30/2021)																	
22648	BLACKWOOD	08/05/1965	Active	34	3	6	-3	-8.11%	38	2	0		2	VP,SC	0		\$2,282.90	
143642	Blue Lake City Lioness	11/18/2020	Active	20	0	1	-1	-4.76%	22	2	1			M,VP,SC	0			
22649	BORDERTOWN	11/16/1968	Active	14	0	3	-3	-17.65%	17	4	9		2	N VP,SC	10			
22818	BRIGHTON	04/18/1966	Active	29	0	0	0	0.00%	30		1			T,M,VP,SC	6		\$1,252.75	
22650	BROKEN HILL	03/13/1961	Active	21	2	1	1	5.00%	21	57	0			N SC	19			
29393	BURONGA GOL GOL & DISTRICTS	05/23/1974	Active	13	0	1	-1	-7.14%	14	10	3			R M,VP,SC	9			
22819	DARWIN CASUARINA	04/17/1973	Active	21	5	11	-6	-22.22%	27	5	0		3	R	15			
22822	DARWIN NIGHTCLIFF	02/18/1971	Active	12	0	0	0	0.00%	11		1			IP SC	24+	90+ Days		
22823	EDWARDSTOWN	05/17/1962	Active	32	4	5	-1	-3.03%	34	12	1			N VP,SC	0		\$626.37	
33971	GAMBIER CITY	05/31/1977	Active	26	0	1	-1	-3.70%	29	1	0		3	R S,M	0		\$1,122.73	
37377	GOOLWA	06/28/1979	Active	34	8	5	3	9.68%	34	10	0			N S,SC	0		\$1,245.46	
22657	HAHNDORF & DISTRICTS L C	08/19/1969	Active	20	1	0	1	5.26%	20		1			N SC	0		\$200.00	
46079	HALLETT COVE & DIST LC	04/21/1986	Active	47	3	6	-3	-6.00%	51	7	1			N M	13			
	Exc Award (06/30/2017, 06/30/2019)																	
44082	IRYMPLE	06/22/1984	Active	17	0	0	0	0.00%	18		1			N	4			
	Exc Award (06/30/2018, 06/30/2020)																	
34683	KALANGADOO & DISTRICT L C	11/23/1977	Active	10	2	0	2	25.00%	8		0		3	R SC	1	90+ Days		




# Club Health Assessment for District 201C2 through April 2025

			Status	Membership							Reports					Finance		LCIF
Club Number	Club Name	Charter Date		Current Member Count	YTD Members Added	YTD Members Dropped	YTD Net Growth	YTD Net Growth%	Member Count 12 Months Ago	Avg. length of service for dropped members	Months Since Last MMR ***	Yrs. Since Last Officer Report	President Rotation	Vice President Reported ****	Months Since Last Activity Report ***	Account Balance	Donations for current Fiscal Year	
			Number of times on status quo within last two years	If below 15 members appears				If net loss is greater than 20% appears			If no report in 3 months appears in	When more than one year appears in	Number of repeat terms	Notes the officers that do not have an active	If no report at 12 months appears in red			
22658	KANGAROO ISLAND L C	10/31/1968	Active	38	4	3	1	2.70%	36	23	1		2	M,VP,SC	4			
22659	KAROONDA & DISTRICT L C	01/30/1973	Cancelled(6*)	0	0	8	-8	-100.00%	10	11	3		None	P,S,T,M,VP SC	15			
22660	KEITH	10/02/1968	Active	14	3	3	0	0.00%	14	34	0		2	R P,SC	24+			
22662	KINGSTON	03/06/1964	Active	25	4	2	2	8.70%	23	3	1			N SC	1			
128924	LAMEROO	09/28/2016	Active	30	4	1	3	11.11%	28	8	0			VP,SC	1			
37178	LITCHFIELD	05/30/1979	Active	8	2	2	0	0.00%	9	15	1		8	R	24			
29394	LUCINDALE S A	05/23/1974	Active	40	5	1	4	11.11%	38	1	0			N SC	4			
33970	MANNUM	05/31/1977	Active	27	1	5	-4	-12.90%	28	23	1		2	N M,SC	0		\$310.80	
142372	Marion City	07/24/2020	Active	40	0	2	-2	-4.76%	42	3	1			R	0			
	Exc Award (06/30/2023)																	
50293	MCLAREN DISTRICTS	03/13/1990	Active	23	4	4	0	0.00%	23	8	1		2	R SC	1			
22664	MENINGIE & DISTRICTS	03/09/1970	Active	15	2	2	0	0.00%	15	3	1			VP	0			
29928	MERBEIN	11/08/1974	Active	15	0	2	-2	-11.76%	17	27	1			M,VP,SC	8			
22665	MILDURA	10/13/1966	Active	43	1	4	-3	-6.52%	46	16	0			N M,SC	0			
	Exc Award (06/30/2023)																	
22666	MILLICENT	05/11/1964	Active	44	4	4	0	0.00%	43	31	0			N M,SC	10			
	Exc Award (06/30/2016, 06/30/2018, 06/30/2020)																	
37085	MORGAN & DISTRICT L C	05/02/1979	Active	18	3	1	2	12.50%	16	1	1		2	R SC	10	90+ Days		
31708	MOUNT BARKER	02/16/1976	Active	20	2	1	1	5.26%	19	1	0		2	R M,SC	17		\$664.32	
22668	MOUNT GAMBIER	02/12/1963	Active	39	4	0	4	11.43%	36		1			N	0		\$1,902.64	
	Exc Award (06/30/2016, 06/30/2018, 06/30/2020)																	
22669	MURRAY BRIDGE	09/22/1965	Active	18	2	7	-5	-21.74%	23	4	0		2	N M,SC	4		\$622.73	
41385	MURRAY BRIDGE CITY	05/21/1982	Active	11	0	0	0	0.00%	12		1			N T,SC	9		\$130.63	
	Exc Award (06/30/2017, 06/30/2018)																	
35621	NAIRNE & DISTRICTS L C	05/17/1978	Active	18	9	4	5	38.46%	15	10	1			N	0			
	Exc Award (06/30/2023)																	
22670	NARACOORTE	09/21/1964	Active	45	2	1	1	2.27%	41	2	0			N SC	0			




# Club Health Assessment for District 201C2 through April 2025

			Status	Membership							Reports					Finance		LCIF
Club Number	Club Name	Charter Date		Current Member Count	YTD Members Added	YTD Members Dropped	YTD Net Growth	YTD Net Growth%	Member Count 12 Months Ago	Avg. length of service for dropped members	Months Since Last MMR ***	Yrs. Since Last Officer Report	President Rotation	Vice President Reported ****	Months Since Last Activity Report ***	Account Balance	Donations for current Fiscal Year	
			Number of times on status quo within last two years	If below 15 members appears				If net loss is greater than 20% appears			If no report in 3 months appears in	When more than one year appears in	Number of repeat terms	Notes the officers that do not have appears in an active	If no report at 12 months red			
22840	NOARLUNGA-MORPHETT VALE L C Exc Award (06/30/2019, 06/30/2020, 06/30/2021)	07/04/1966	Active	41	5	3	2	5.13%	39	7	1			P,M,VP,SC	0	90+ Days	\$188.41	
122389	Palmerston	06/17/2014	Active	11	0	0	0	0.00%	11		3		IP	SC	24+			
50981	PARNDANA WESTERN KANGAROO ISLA Exc Award (06/30/2018)	10/02/1990	Active	8	1	2	-1	-11.11%	9	4	1			M,VP,SC	13			
22672	PENOLA Exc Award (06/30/2018)	09/27/1965	Active	14	0	0	0	0.00%	14		0			VP	3		\$314.02	
22673	PINNAROO	04/22/1969	Active	16	0	0	0	0.00%	16		1		N	M,SC	6			
22674	RED CLIFFS	09/24/1968	Active	16	0	2	-2	-11.11%	18	13	1		N	M,VP,SC	12			
22675	RENMARK Exc Award (06/30/2018, 06/30/2024)	02/28/1964	Active	37	4	1	3	8.82%	29	0	1		2	M,VP,SC	0		\$2,820.00	
105379	ROBE AND DISTRICT Exc Award (06/30/2018, 06/30/2021, 06/30/2022)	05/26/2009	Active	30	5	1	4	15.38%	25	4	0		3	R	0		\$6,903.23	
140753	Seaford & Districts	01/17/2020	Active	32	6	4	2	6.67%	32	6	0		4	R	SC		0	
22677	STRATHALBYN DISTRICT Exc Award (06/30/2020)	05/20/1968	Active	18	7	5	2	12.50%	17	11	1		N	M,SC	1			
30659	TAILEM BEND Exc Award (06/30/2018)	04/24/1975	Active	22	2	1	1	4.76%	19	0	1		3	M,VP,SC	0	\$155.68		
22854	TENNANT CREEK	11/17/1967	Active(1)	7	0	6	-6	-46.15%	17	14	3		R	T,M,SC	19	90+ Days		
31590	TINTINARA	01/22/1976	Active	11	0	7	-7	-38.89%	19	25	5		2	M,VP,SC	24+			
22851	VICTOR HARBOR & PORT ELLIOT Exc Award (06/30/2018, 06/30/2024)	02/20/1969	Active	29	0	5	-5	-14.71%	34	17	1		3	N	5		\$2,488.67	
143806	Wattle Range Lioness	12/08/2020	Active	22	1	0	1	4.76%	21		1			VP	4			
22852	WILLUNGA & DISTRICTS	08/11/1969	Active	29	4	4	0	0.00%	29	4	0		N	SC	0			
44381	YANKALILLA & DISTRICT Exc Award (06/30/2020, 06/30/2023)	11/15/1984	Active	45	1	3	-2	-4.26%	47	8	0		R		0		\$3,425.03	
42574	YULARA AYERS ROCK	04/29/1983	Active	6	0	1	-1	-14.29%	7	22	2			M,VP,SC	3			



Club Health Assessment for District 201C2 through April 2025

			Status	Membership						Reports					Finance	LCIF	
Club Number	Club Name	Charter Date		Current Member Count	YTD Members Added	YTD Members Dropped	YTD Net Growth	YTD Net Growth%	Member Count 12 Months Ago	Avg. length of service for dropped members	Months Since Last MMR ***	Yrs. Since Last Officer Report	President Rotation	Vice President Reported ****	Months Since Last Activity Report ***	Account Balance	Donations for current Fiscal Year
			Number of times on status quo within last two years	If below 15 members appears			If net loss is greater than 20% appears				If no report in 3 months appears in	When more than one year appears in	Number of repeat terms	Notes the officers that do not have an active	If no report at 12 months appears in red		

Clubs Cancelled Previous Fiscal Year – Clubs Cancelled within last 12 months may be reinstated

Club Number	Club Name	Charter Date	Current Status*	Cancellation Date
22815	ALICE SPRINGS	09/18/1964	Cancelled(6*)	07/29/2023

Current Total Clubs Count	YTD New Clubs Count	YTD Cancelled Clubs Count	YTD Net Club Gain	Current Total Members Count	YTD Add	YTD Drop	YTD Net Growth	YTD Net Growth %	Member Count 12 Months Ago	Average Member Count Per Club	% of Clubs with less than 20 members	% No MMR in 3 Months	% No Officer Report in 12 Months	% of Clubs with balance 90+ days	Number of Clubs in Status Quo	% Status Quo Clubs in Financial Suspension	Number of Cancelled Clubs	Average Cancelled Club Age	Members Lost Due to Cancellation	% of Clubs Cancelled for Non-Financial Reasons
58	0	1	-1	1,402	126	156	-30	-2.09%	1,449	24	40%	9%	0%	9%	0	0%	1	111	8	100%

\* - P - Priority Club. Cancellation Reasons: 1-Objectives/conduct, 2-Non-active club, 5-Non-existing club, 6-Disbanding, 7-Merger, 8-Financial Suspension, 9-District/Multiple District Dues.

\*\* - Abbreviation: P-President, S-Secretary, T-Treasurer, M-Member Chairperson, VP-First Vice President, MC-Communications Chairperson, SC-Service Chairperson

\*\*\* - Abbreviation: N/R - Never reported using the Lions Clubs website, N/A - Not applicable, No password registered for the Lions Clubs website.

\*\*\*\* - Abbreviation: N - New, IP - Immediate Past, R - Repeat.



# Club Health Assessment for District 201T1 through April 2025

			Status	Membership							Reports					Finance		LCIF
Club Number	Club Name	Charter Date		Current Member Count	YTD Members Added	YTD Members Dropped	YTD Net Growth	YTD Net Growth%	Member Count 12 Months Ago	Avg. length of service for dropped members	Months Since Last MMR ***	Yrs. Since Last Officer Report	President Rotation	Vice President Reported ****	Months Since Last Activity Report ***	Account Balance	Donations for current Fiscal Year	
			Number of times on status quo within last two years	If below 15 members appears				If net loss is greater than 20% appears			If no report in 3 months appears in	When more than one year appears in	Number of repeat terms	Notes the officers that do not have an active	If no report at 12 months appears in red			
Clubs less than two years old																		
155405	Tasmanian Online	08/15/2023	Active	19	2	9	-7	-26.92%	26	2	2			N	S,T,SC	7		
Clubs more than two years old																		
47703	BICHENO	09/08/1987	Active	18	2	0	2	12.50%	16		4		5		M,VP,SC	0	\$195.95	
Exc Award (06/30/2024)																		
84241	BOTHWELL AND DISTRICTS	10/05/2004	Active	11	1	2	-1	-8.33%	12	9	0		2		P,M,VP,SC	0		
55951	BRIDPORT	06/30/1994	Active	32	1	0	1	3.23%	30		1			N	M,SC	0	\$1,011.11	
Exc Award (06/30/2023)																		
115631	BRIGHTON	12/06/2011	Active	12	0	0	0	0.00%	12		10		None	R	P,S,M,SC	7		
Exc Award (06/30/2018, 06/30/2019)																		
22339	BURNIE CITY	09/16/1959	Active	9	4	0	4	80.00%	5		1		2		P,M,VP,SC	0	\$996.37	
Exc Award (06/30/2023)																		
47334	BURNIE EMU BAY	05/18/1987	Active	17	1	3	-2	-10.53%	19	8	2				VP,SC	0		
22356	CITY OF LAUNCESTON	10/30/1957	Active	12	1	2	-1	-7.69%	13	17	2		3	R	P,SC	11		
Exc Award (06/30/2022)																		
22343	CLARENCE	02/13/1965	Active	20	1	5	-4	-16.67%	22	10	0		None	N	P,SC	0	\$678.21	
Exc Award (06/30/2020, 06/30/2024)																		
41386	DELORAINIE	05/13/1982	Active	18	0	0	0	0.00%	18		9			N	M,SC	4	\$138.01	
31872	DEVONPORT MERSEY	03/09/1976	Active	17	0	4	-4	-19.05%	21	30	0			N	SC	0		
Exc Award (06/30/2024)																		
56951	DODGES FERRY SOUTHERN BEACHES	05/24/1995	Cancelled(6*)	0	0	5	-5	-100.00%	7	20	5		None		P,S,T,M,VP,SC	24+		
62992	FLINDERS ISLAND	03/31/2000	Active	8	0	1	-1	-11.11%	9	9	0		2		S,T,M,VP,SC	3		
41208	FORTH VALLEY	04/13/1982	Active	24	3	3	0	0.00%	26	2	0		2	R	M,SC	18		
22346	GEORGE TOWN	09/11/1968	Active	27	3	2	1	3.85%	25	23	3		2	N	SC	1		
Exc Award (06/30/2018)																		
32113	GLAMORGAN INC	04/21/1976	Active	8	0	1	-1	-11.11%	9	21	7		5		P,T,M,VP,SC	24+		
22347	GLENORCHY CITY	04/01/1964	Active	18	1	2	-1	-5.26%	21	8	2			R	M,SC	2	90+ Days	



# Club Health Assessment for District 201T1 through April 2025

			Status	Membership							Reports					Finance		LCIF	
Club Number	Club Name	Charter Date		Current Member Count	YTD Members Added	YTD Members Dropped	YTD Net Growth	YTD Net Growth%	Member Count 12 Months Ago	Avg. length of service for dropped members	Months Since Last MMR ***	Yrs. Since Last Officer Report	President Rotation	Vice President Reported ****	Months Since Last Activity Report ***	Account Balance	Donations for current Fiscal Year		
			Number of times on status quo within last two years	If below 15 members appears				If net loss is greater than 20% appears			If no report in 3 months appears in	When more than one year appears in	Number of repeat terms	Notes the officers that do not have an active	If no report at 12 months appears in red				
Exc Award (06/30/2022, 06/30/2023)																			
47529	HADSPEN SOUTH ESK	06/19/1987	Active	16	4	1	3	23.08%	13	8	0		3	VP,SC	1	90+ Days			
Exc Award (06/30/2018)																			
22350	HUON L C	08/13/1968	Active	14	2	0	2	16.67%	11		5		4	N SC	0				
Exc Award (06/30/2023)																			
22351	KENTISH	04/21/1969	Active	30	6	0	6	25.00%	24		1			N SC	0				
22354	KING ISLAND L C	03/28/1969	Active	32	7	3	4	14.29%	27	7	0			R M	0				
Exc Award (06/30/2020, 06/30/2023)																			
22353	KINGBOROUGH L C	07/15/1968	Active	42	5	2	3	7.69%	36	20	1			R SC	0				
Exc Award (06/30/2018, 06/30/2019, 06/30/2020)																			
22358	KINGS MEADOWS	09/22/1970	Active	22	2	1	1	4.76%	25	0	5		2	R SC	0				
Exc Award (06/30/2023)																			
22355	LATROBE	12/07/1970	Active	12	0	0	0	0.00%	12		13			N P,T,M,VP,SC	0	90+ Days	\$162.12		
22359	LAUNCESTON WINDMILL HILL	09/14/1961	Active	14	1	0	1	7.69%	13		0			N T,M,SC	0				
Exc Award (06/30/2019)																			
48557	LILYDALE	05/10/1988	Active	10	0	1	-1	-9.09%	11	0	8			N P,T,M,SC	0				
22367	NEW NORFOLK	08/06/1968	Active	20	4	4	0	0.00%	20	7	0			R SC	2				
40167	NORTH-EAST TASMANIA	06/30/1981	Active	14	0	7	-7	-33.33%	21	14	6		2	N T,M,VP,SC	8				
Exc Award (06/30/2018)																			
22370	PENGUIN	03/14/1962	Active	47	7	2	5	11.90%	42	28	0			R SC	0				
Exc Award (06/30/2023, 06/30/2024)																			
31170	PERTH TASMANIA	09/05/1975	Active	17	0	0	0	0.00%	17		12			N	0				
33882	PORT CYGNET L C	05/05/1977	Active	14	0	0	0	0.00%	14		12		7	M,VP,SC	6				
43784	PORT SORELL	04/12/1984	Active	29	3	4	-1	-3.33%	31	20	0			R S,VP,SC	1				
22373	QUEENSTOWN	07/18/1967	Active	9	0	1	-1	-10.00%	10	3	2		7	R P,M,SC	24+				
22357	RIVERSIDE INC	03/18/1965	Active	30	1	2	-1	-3.23%	30	22	0			N SC	0				
Exc Award (06/30/2023, 06/30/2024)																			
62993	ROCKY CAPE	03/31/2000	Active	26	1	1	0	0.00%	29	4	0			M,VP,SC	5				



# Club Health Assessment for District 201T1 through April 2025

			Status	Membership							Reports					Finance		LCIF	
Club Number	Club Name	Charter Date		Current Member Count	YTD Members Added	YTD Members Dropped	YTD Net Growth	YTD Net Growth%	Member Count 12 Months Ago	Avg. length of service for dropped members	Months Since Last MMR ***	Yrs. Since Last Officer Report	President Rotation	Vice President Reported ****	Months Since Last Activity Report ***	Account Balance	Donations for current Fiscal Year		
			Number of times on status quo within last two years	If below 15 members appears				If net loss is greater than 20% appears			If no report in 3 months appears in	When more than one year appears in	Number of repeat terms	Notes the officers that do not have an active	If no report at 12 months appears in red				
Exc Award (06/30/2017, 06/30/2018)																			
33883	ROSEBERY	05/18/1977	Active	13	0	0	0	0.00%	13		31		3	S,M,VP,SC	18	90+ Days	\$162.12		
22376	SCOTTSDALE	11/10/1969	Active	15	2	2	0	0.00%	15	6	2			N	P,T,M,VP,SC			1	
Exc Award (06/30/2018, 06/30/2023)																			
22377	SMITHTON-CIRCULAR HEAD LC	10/20/1969	Active	16	2	2	0	0.00%	16	2	0		2	N	VP			8	
Exc Award (06/30/2019)																			
22378	SORELL	12/11/1973	Active	25	0	5	-5	-16.67%	30	17	0			N	SC			1	
Exc Award (06/30/2018, 06/30/2020)																			
54334	SPRING BAY	04/12/1993	Active	8	0	0	0	0.00%	8		12		5		P,T,M,VP,SC			16	
22375	ST HELEN'S	06/26/1972	Cancelled(6*)	0	3	11	-8	-100.00%	9	16	4		None		P,S,T,M,VP SC			24+	
45175	TASMAN	06/20/1985	Active	7	0	1	-1	-12.50%	8	15	3		7	R	SC			24+	
22381	ULVERSTONE	05/25/1965	Active	43	0	4	-4	-8.51%	48	26	0		2	R	P,VP,SC	1			
29653	WEST TAMAR	07/15/1974	Active	14	2	4	-2	-12.50%	19	3	1		2		VP,SC	1			
55315	WESTBURY	02/21/1994	Active	38	2	1	1	2.70%	40	6	0			N	T,M,SC	13			
22382	WYNYARD	07/16/1968	Active	38	0	6	-6	-13.64%	44	21	2			N	SC	18			
30787	ZEEHAN	05/06/1975	Active	8	0	0	0	0.00%	8		1		10		VP,SC	0	\$410.34		


Clubs Cancelled Previous Fiscal Year – Clubs Cancelled within last 12 months may be reinstated

Club Number	Club Name	Charter Date	Current Status*	Cancellation Date
22344	CITY OF DEVONPORT	09/17/1959	Cancelled(6*)	09/29/2023
31485	HOBART TOWN	12/15/1975	Cancelled(6*)	05/29/2024

Current Total Clubs Count	YTD New Clubs Count	YTD Cancelled Clubs Count	YTD Net Gain	Current Total Members Count	YTD Add	YTD Drop	YTD Net Growth	YTD Net Growth %	Member Count 12 Months Ago	Average Member Count Per Club	% of Clubs with less than 20 members	% No MMR in 3 Months	% No Officer Report in 12 Months	% of Clubs with balance 90+ days	Number of Clubs in Status Quo	% Status Quo Clubs in Financial Suspension	Number of Cancelled Clubs	Average Cancelled Club Age	Members Lost Cancellation	% of Clubs Cancelled for Non-Financial Reasons
45	0	2	-2	893	74	104	-30	-3.25%	935	20	62%	33%	0%	11%	0	0%	2	97	16	100%



Club Health Assessment for District 201T1 through April 2025

			Status	Membership							Reports					Finance	LCIF
Club Number	Club Name	Charter Date		Current Member Count	YTD Members Added	YTD Members Dropped	YTD Net Growth	YTD Net Growth%	Member Count 12 Months Ago	Avg. length of service for dropped members	Months Since Last MMR ***	Yrs. Since Last Officer Report	President Rotation	Vice President Reported ****	Months Since Last Activity Report ***	Account Balance	Donations for current Fiscal Year
			Number of times on status quo within last two years	If below 15 members appears				If net loss is greater than 20% appears			If no report in 3 months appears in	When more than one year appears in	Number of repeat terms	Notes the officers that do not have an active	If no report at 12 months appears in red		

\* - P - Priority Club. Cancellation Reasons: 1-Objectives/conduct, 2-Non-active club, 5-Non-existing club, 6-Disbanding, 7-Merger, 8-Financial Suspension, 9-District/Multiple District Dues.  
\*\* - Abbreviation: P-President, S-Secretary, T-Treasurer, M-Member Chairperson, VP-First Vice President, MC-Communications Chairperson, SC-Service Chairperson  
\*\*\* - Abbreviation: N/R - Never reported using the Lions Clubs website, N/A - Not applicable, No password registered for the Lions Clubs website.  
\*\*\*\* - Abbreviation: N - New, IP - Immediate Past, R - Repeat.




# Club Health Assessment for District 201V2 through April 2025

			Status	Membership							Reports					Finance		LCIF
Club Number	Club Name	Charter Date		Current Member Count	YTD Members Added	YTD Members Dropped	YTD Net Growth	YTD Net Growth%	Member Count 12 Months Ago	Avg. length of service for dropped members	Months Since Last MMR ***	Yrs. Since Last Officer Report	President Rotation	Vice President Reported ****	Months Since Last Activity Report ***	Account Balance	Donations for current Fiscal Year	
			Number of times on status quo within last two years	If below 15 members appears				If net loss is greater than 20% appears			If no report in 3 months appears in	When more than one year appears in	Number of repeat terms	Notes the officers that do not have an active	If no report at 12 months appears in red			
Clubs more than two years old																		
22511	ALTONA	10/14/1965	Active	18	3	4	-1	-5.26%	21	3	0			VP	0		\$1,695.53	
Exc Award (06/30/2016, 06/30/2021)																		
22510	ANGLESEA	05/24/1968	Active	34	2	6	-4	-10.53%	40	7	2		3	N	SC	5		
22514	ARARAT	06/19/1972	Active	20	4	6	-2	-9.09%	21	11	1			N	SC	9	90+ Days	
108908	BALMORAL DISTRICT	07/19/2010	Active	11	1	0	1	10.00%	10		2		3	R	P,M,SC	10		
49206	BANNOCKBURN & DIST	02/06/1989	Active	6	0	1	-1	-14.29%	6	3	1		3		VP,SC	3		
45010	BIRREGURRA & DISTRICT	05/02/1985	Active	16	1	0	1	6.67%	15		7		4		S,M,VP,SC	4		
37446	CAMPERDOWN	07/02/1979	Active	24	2	4	-2	-7.69%	28	9	1				VP,SC	0		
Exc Award (06/30/2016, 06/30/2019)																		
22520	CASTERTON	10/17/1968	Active	24	0	1	-1	-4.00%	25	2	1			N	SC	0	\$1,455.43	
Exc Award (06/30/2016)																		
45604	CAVENDISH & DISTRICT	12/19/1985	Active	19	2	2	0	0.00%	18	1	1		4	N	P,VP,SC	10		
22521	COLAC	12/31/1957	Active	27	5	1	4	17.39%	24	32	1		2	N		9	\$293.15	
Exc Award (06/30/2016, 06/30/2022)																		
115746	CORIO NORLANE	01/18/2012	Active	25	5	3	2	8.70%	21	6	0		2	R	SC	6		
30657	DARTMOOR	04/24/1975	Active	10	1	1	0	0.00%	10	8	1		6		P,M,VP,SC	1	\$50.00	
32115	DEER PARK	04/09/1976	Active	14	2	1	1	7.69%	13	2	1		2	N	SC	2		
22522	DIMBOOLA	07/27/1973	Active	13	1	2	-1	-7.14%	14	6	1		5		P,VP,SC	10		
30658	DUNKELD & DISTRICT	04/24/1975	Active	18	1	0	1	5.88%	17		1		None		P,M,VP,SC	0	\$500.00	
22523	EDENHOPE	09/08/1958	Active	13	0	4	-4	-23.53%	14	3	1		3		S,M,VP,SC	3	\$1,356.42	
22525	FOOTSCRAY	10/02/1952	Active	19	4	5	-1	-5.00%	20	26	4				VP,SC	4		
42694	FORREST & DIST	05/03/1983	Active	10	0	2	-2	-16.67%	12	6	1		2	R		13		
22526	GEELONG	03/16/1953	Active	13	0	2	-2	-13.33%	15	8	1		None		P,VP,SC	8		
64472	GEELONG BREAKFAST	06/14/2001	Active	17	1	0	1	6.25%	16		0				VP	0	\$739.27	
22527	GEELONG CORIO BAY	07/01/1963	Active	22	1	19	-18	-45.00%	43	8	1			N	M,SC	0	\$1,287.94	



# Club Health Assessment for District 201V2 through April 2025

			Status	Membership							Reports					Finance	LCIF	
Club Number	Club Name	Charter Date		Current Member Count	YTD Members Added	YTD Members Dropped	YTD Net Growth	YTD Net Growth%	Member Count 12 Months Ago	Avg. length of service for dropped members	Months Since Last MMR ***	Yrs. Since Last Officer Report	President Rotation	Vice President Reported ****	Months Since Last Activity Report ***	Account Balance	Donations for current Fiscal Year	
			Number of times on status quo within last two years	If below 15 members appears				If net loss is greater than 20% appears			If no report in 3 months appears in	When more than one year appears in	Number of repeat terms	Notes the officers that do not have an active	If no report at 12 months appears in red			
34321	GEELONG HAMLYN HEIGHTS	07/18/1977	Active	17	4	1	3	21.43%	14	24	1		2	N	SC	0	90+ Days	\$80.00
22528	GEELONG SOUTH BARWON	07/08/1965	Active	21	0	0	0	0.00%	21		1			N	M,SC	14		
31078	GOROKE	07/21/1975	Active	14	0	0	0	0.00%	14		10				P,VP	0		\$332.60
33239	Green Park	01/19/1977	Active	22	0	0	0	0.00%	24		1		2	R	T,VP	9		
45427	GROVEDALE WAURN PONDS Exc Award (06/30/2023)	10/08/1985	Active	16	1	1	0	0.00%	17	1	0		2		VP,SC	2		
22529	HAMILTON Exc Award (06/30/2016)	09/28/1966	Active	17	0	7	-7	-29.17%	26	14	0			R	SC	0		
28202	HEYWOOD	03/28/1974	Active	23	7	2	5	27.78%	18	11	1			N	SC	2		
22530	HORSHAM Exc Award (06/30/2018)	06/10/1955	Active	30	1	2	-1	-3.23%	31	26	4			N	SC	4		
44468	INVERLEIGH LEIGH VALLEY	12/11/1984	Active	23	2	2	0	0.00%	23	10	0				VP,SC	8		
22532	KANIVA	04/13/1966	Active	16	0	0	0	0.00%	17		11		2	R	SC	4		\$79.69
22534	KOROIT	12/26/1973	Active	29	3	1	2	7.41%	27	23	1			N	SC	0		
22535	LARA Exc Award (06/30/2022, 06/30/2023)	07/29/1970	Active	28	1	3	-2	-6.67%	30	25	0			N		0		\$1,120.41
45605	LEOPOLD Exc Award (06/30/2021)	12/16/1985	Active	41	8	2	6	17.14%	35	7	0			N	SC	1		\$69.00
22536	LISMORE AND DISTRICTS	11/12/1968	Active	9	1	5	-4	-30.77%	13	2	0		None		P,S,T,M,VP SC	11		\$6,227.31
87966	LITTLE RIVER	05/03/2005	Active	7	0	0	0	0.00%	7		6		5		VP,SC	0		
22538	MACARTHUR & DIST L C	11/26/1973	Cancelled(6*)	0	0	4	-4	-100.00%	12	18	3		None		P,S,T,M,VP SC	14		\$678.21
63400	MELBOURNE VIETNAMESE Exc Award (06/30/2023)	06/30/2000	Active	17	0	0	0	0.00%	17		1		None		P,S,T,M,VP SC	10		
22540	MERINO DIGBY L C Exc Award (06/30/2024)	02/26/1971	Active	27	7	3	4	17.39%	24	4	1			IP	SC	0		\$657.18
22541	MINYIP	08/06/1959	Active	16	0	1	-1	-5.88%	17	4	1			N		1		
39736	MORTLAKE	04/15/1981	Active	12	0	2	-2	-14.29%	14	1	1			N	SC	11		



# Club Health Assessment for District 201V2 through April 2025

			Status	Membership							Reports					Finance		LCIF
Club Number	Club Name	Charter Date		Current Member Count	YTD Members Added	YTD Members Dropped	YTD Net Growth	YTD Net Growth%	Member Count 12 Months Ago	Avg. length of service for dropped members	Months Since Last MMR ***	Yrs. Since Last Officer Report	President Rotation	Vice President Reported ****	Months Since Last Activity Report ***	Account Balance	Donations for current Fiscal Year	
			Number of times on status quo within last two years	If below 15 members appears				If net loss is greater than 20% appears			If no report in 3 months appears in	When more than one year appears in	Number of repeat terms	Notes the officers that do not have an active	If no report at 12 months appears in red			
32383	MURTOA	06/09/1976	Active	15	1	3	-2	-11.76%	15	30	1			VP	3			
30188	NATIMUK	01/24/1975	Active	15	0	0	0	0.00%	13		11			M,VP,SC	13			
22542	NHILL	06/19/1972	Active	60	5	5	0	0.00%	60	1	1		2	VP,SC	0		\$93.41	
Exc Award (06/30/2018, 06/30/2020, 06/30/2022)																		
22518	OCEAN GROVE BARWON HEADS	06/28/1955	Active	23	1	0	1	4.55%	22		0			N SC	10			
37087	PENSHURST & DISTRICT L C	05/14/1979	Active	13	2	0	2	18.18%	11		0		2	R	1			
Exc Award (06/30/2023)																		
112099	POINT COOK	10/10/2011	Active	15	11	3	8	114.29%	7	20	0		2	N	2			
34322	PORT FAIRY-BELFAST L C	07/18/1977	Active	38	1	0	1	2.70%	35		7			N SC	5			
22543	PORTARLINGTON-DRYSDAL E L C	12/07/1970	Active	34	3	4	-1	-2.86%	35	14	4			N SC	0		\$1,296.97	
22544	PORTLAND	11/30/1966	Active	25	6	4	2	8.70%	23	9	0		2	T,M,VP,SC	2			
22545	QUEENSCLIFF POINT LONSDALE	03/29/1961	Active	10	2	0	2	25.00%	9		1			N SC	0			
22547	RUPANYUP	08/27/1957	Active	15	0	1	-1	-6.25%	15	2	0			R SC	1		\$66.52	
55268	SIMPSON & DIST L C	02/02/1994	Active	18	0	1	-1	-5.26%	19	4	1			IP M,SC	13		\$69.00	
Exc Award (06/30/2019)																		
22549	SKIPTON	10/24/1973	Active	11	0	0	0	0.00%	11		6		3	M,VP,SC	10	90+ Days		
22550	STAWELL	05/05/1972	Active	10	5	0	5	100.00%	5		1		2	S,M,VP,SC	9			
22551	SUNSHINE	05/12/1953	Active	31	7	0	7	29.17%	24		1			VP,SC	0			
Exc Award (06/30/2017, 06/30/2020)																		
41560	TERANG & DISTRICT L C	06/11/1982	Active	26	0	0	0	0.00%	26		0			N S,SC	7			
22552	TIMBOON	06/07/1967	Active	14	0	0	0	0.00%	14		9		None	P,VP,SC	6		\$69.00	
22553	TORQUAY	06/23/1969	Active	29	1	1	0	0.00%	30	1	0			VP,SC	0		\$1,665.35	
22554	WARRNAMBOOL	12/16/1959	Active	45	1	7	-6	-11.76%	52	16	1		2	N SC	0			
Exc Award (06/30/2020, 06/30/2022)																		
22556	WERRIBEE	03/03/1961	Active	21	4	5	-1	-4.55%	25	2	1		2	M,VP	0			
22557	WILLAURA	04/17/1969	Active	10	2	1	1	11.11%	10	13	1			M,VP,SC	0		\$360.97	



## Club Health Assessment for District 201V2 through April 2025

					Membership										Reports				Finance		LCIF
Club Number	Club Name	Charter Date	Status		Current Member Count	YTD Members Added	YTD Members Dropped	YTD Net Growth	YTD Net Growth%	Member Count 12 Months Ago	Avg. length of service for dropped members	Months Since Last MMR ***	Yrs. Since Last Officer Report	President Rotation	Vice President Reported ****	Months Since Last Activity Report ***	Account Balance	Donations for current Fiscal Year			
			Number of times on status quo within last two years		If below 15 members appears			If net loss is greater than 20% appears			If no report in 3 months appears in			When more than one year appears in		Number of repeat terms		Notes the officers that do not have an active		If no report at 12 months appears in red	
Exc Award (06/30/2018)																					
22559	WINCHELSEA	08/27/1958	Active		30	1	1	0	0.00%	30	32	1			R	SC	0		\$1,330.41		
Current Total Clubs Count	YTD New Clubs Count	YTD Cancelled Clubs Count	YTD Net Club Gain	Current Total Members Count	YTD Add	YTD Drop	YTD Net Growth	YTD Net Growth %	Member Count 12 Months Ago	Average Member Count Per Club	% of Clubs with less than 20 members	% No MMR in 3 Months	% No Officer Report in 12 Months	% of Clubs with balance 90+ days	Number of Clubs in Status Quo	% Status Quo Clubs in Financial Suspension	Number of Cancelled Clubs	Average Cancelled Club Age	Members Lost Due to Cancellation	% of Clubs Cancelled for Non-Financial Reasons	
62	0	1	-1	1,266	124	136	-12	-0.94%	1,295	20	56%	18%	0%	5%	0	0%	1	51	4	100%	

\* - P - Priority Club. Cancellation Reasons: 1-Objectives/conduct, 2-Non-active club, 5-Non-existing club, 6-Disbanding, 7-Merger, 8-Financial Suspension, 9-District/Multiple District Dues.

\*\* - Abbreviation: P-President, S-Secretary, T-Treasurer, M-Member Chairperson, VP-First Vice President, MC-Communications Chairperson, SC-Service Chairperson

\*\*\* - Abbreviation: N/R - Never reported using the Lions Clubs website, N/A - Not applicable, No password registered for the Lions Clubs website.

\*\*\*\* - Abbreviation: N - New, IP - Immediate Past, R - Repeat.



# Club Health Assessment for District 201V3 through April 2025

			Status	Membership							Reports					Finance		LCIF
Club Number	Club Name	Charter Date		Current Member Count	YTD Members Added	YTD Members Dropped	YTD Net Growth	YTD Net Growth%	Member Count 12 Months Ago	Avg. length of service for dropped members	Months Since Last MMR ***	Yrs. Since Last Officer Report	President Rotation	Vice President Reported ****	Months Since Last Activity Report ***	Account Balance	Donations for current Fiscal Year	
			Number of times on status quo within last two years	If below 15 members appears				If net loss is greater than 20% appears			If no report in 3 months appears in	When more than one year appears in	Number of repeat terms	Notes the officers that do not have appears in an active	If no report at 12 months red			
Clubs less than two years old																		
178621	Licola Wilderness Village	01/03/2025	Active	24	26	2	24	100.00%	0	2	0			N	3		\$310.80	
Clubs more than two years old																		
22763	BAIRNSDALE	06/19/1969	Active	20	2	3	-1	-4.76%	24	7	0			N	M,SC	7		
29813	BALNARRING	09/12/1974	Active	3	0	0	0	0.00%	3		2		2		P,T,M,VP,SC	24+	90+ Days	
58535	BASS VALLEY	06/30/1996	Active	4	0	1	-1	-20.00%	5	13	0		15		P,T,M,VP,SC	24+		
107413	BONEO	02/03/2010	Active(2)	16	0	2	-2	-11.11%	17	1	3		None		P,T,M,VP,SC	17	\$311.37	
41049	BRIAGOLONG & DISTRICT	03/15/1982	Cancelled(8*)	0	0	9	-9	-100.00%	9	15	4		None		P,S,T,M,VP SC	16	90+ Days	
48185	BRUTHEN	02/29/1988	Cancelled(6*)	0	0	8	-8	-100.00%	8	12	1		None		P,S,T,M,VP SC	17		
141892	Casey	06/23/2020	Active	16	10	15	-5	-23.81%	23	4	0		None		P,T,M,VP,SC	24+	\$1,135.16	
145644	Casey Hills Lionesses	05/19/2021	Active	11	0	0	0	0.00%	11		0		5		T,VP,SC	24+		
148629	Casey South East United	10/13/2021	Active(1)	5	0	18	-18	-78.26%	23	3	4		5	N	S,SC	7	90+ Days	
33453	CHURCHILL & DISTRICT L C	03/09/1977	Active	22	3	6	-3	-12.00%	28	8	0		2	N	P,SC	24+	\$10.35	
22771	CRANBOURNE	10/16/1972	Active(2)	14	0	0	0	0.00%	14		0		None		P,T,M,VP,SC	24+	90+ Days	
22773	DROMANA	08/21/1967	Active	14	5	5	0	0.00%	14	11	0			N	VP,SC	0		
22774	DROUIN	05/09/1973	Active	29	4	1	3	11.54%	28	1	0				T,M,VP,SC	6		
Exc Award (06/30/2018)																		
22776	FLINDERS DISTRICT L C	05/19/1969	Active	37	2	0	2	5.71%	38		1				VP,SC	18		
22777	FRANKSTON	10/12/1961	Active	13	0	1	-1	-7.14%	14	50	6		2		VP	7	90+ Days	
143333	Gippsland Lakes Lionesses	11/02/2020	Active	15	0	0	0	0.00%	15		0		None		P,T,M,VP,SC	N/A		
22778	HEYFIELD	05/17/1968	Active	50	1	1	0	0.00%	50	22	0				T,VP,SC	7		
64469	INVERLOCH & DISTRICT	06/25/2001	Active	16	0	1	-1	-5.88%	17	3	4				T,VP,SC	13		
22779	KOO WEE RUP	01/16/1973	Active	10	0	4	-4	-28.57%	14	9	1			N	SC	24+	90+ Days	
22780	KORUMBURRA	04/24/1967	Active	27	1	2	-1	-3.57%	32	3	0				VP,SC	24+		
31181	LAKES ENTRANCE	08/15/1975	Cancelled(8*)	0	6	22	-16	-100.00%	16	25	0		None		P,S,T,M,VP SC	24+	90+ Days	




# Club Health Assessment for District 201V3 through April 2025

			Status	Membership							Reports					Finance		LCIF
Club Number	Club Name	Charter Date		Current Member Count	YTD Members Added	YTD Members Dropped	YTD Net Growth	YTD Net Growth%	Member Count 12 Months Ago	Avg. length of service for dropped members	Months Since Last MMR ***	Yrs. Since Last Officer Report	President Rotation	Vice President Reported ****	Months Since Last Activity Report ***	Account Balance	Donations for current Fiscal Year	
			Number of times on status quo within last two years	If below 15 members appears				If net loss is greater than 20% appears			If no report in 3 months appears in	When more than one year appears in	Number of repeat terms		Notes the officers that do not have an active	If no report at 12 months appears in red		
22781	LEONGATHA	10/10/1968	Active	25	1	2	-1	-3.85%	27	30	1		2	N	P,M,VP,SC	24+		
31169	LINDENOW	09/05/1975	Active	22	0	0	0	0.00%	22		0			N	SC	24+		
39821	LOCH SPORT	04/29/1981	Active	14	0	0	0	0.00%	14		6				VP,SC	1		\$621.60
66655	LONGWARRY AND DISTRICT	09/27/2002	Active	5	0	1	-1	-16.67%	6	13	0		9	R	M,SC	24+		
22782	MAFFRA	03/25/1970	Active	29	6	2	4	16.00%	24	0	0		2	R	VP,SC	7		\$934.10
142902	Maffra Lionesses	09/14/2020	Cancelled(6*)	0	0	0	0	0.00%	20		10	1	None		P,S,T,M,VP SC	14		
45177	MALLACOOTA & DISTRICT	06/14/1985	Active	14	0	2	-2	-12.50%	16	9	0		2		P,M,VP,SC	24+		
52303	MC CRAE & DIST	12/17/1991	Active(1)	21	6	4	2	10.53%	19	4	0		None	N	P,M	3		\$917.12
Exc Award (06/30/2020, 06/30/2021)																		
43102	METUNG	10/04/1983	Active(1)	19	2	0	2	11.76%	19		0		3	N	SC	24+		
85043	MIRBOO NORTH	03/16/2005	Active	12	2	0	2	20.00%	10		0		2	R	M,SC	20		\$1,498.19
22783	MOE	08/18/1966	Active	29	4	6	-2	-6.45%	31	9	0		None	N	P,SC	6		
22786	MORNINGTON	04/23/1968	Active	28	5	4	1	3.70%	27	7	0				P,T,VP,SC	24+		
22787	MORWELL	09/16/1963	Active(2)	4	7	8	-1	-20.00%	5	2	2				M,VP,SC	24+		
22788	MOUNT ELIZA	12/04/1969	Active	16	15	21	-6	-27.27%	20	8	0				P,VP	24+		\$500.00
34686	MOUNT ERICA L C	11/07/1977	Active	7	1	2	-1	-12.50%	9	17	0		2		S,T,VP,SC	3		
62903	NARRE WARREN	03/13/2000	Active(2)	7	0	1	-1	-12.50%	8	12	0		None		P,S,T,M,VP SC	24+		
38701	NEERIM DISTRICT L C	06/23/1980	Active	13	0	0	0	0.00%	13		1		14		T,VP,SC	24+		
22791	OMEOSHIRE L C	03/12/1973	Active	5	0	0	0	0.00%	5		0		None		P,S,T,M,VP SC	24+		
22792	ORBOST	05/16/1969	Active(4)	5	0	0	0	0.00%	5		0				T,M,VP,SC	N/R		
31202	PAKENHAM	09/17/1975	Active	9	0	1	-1	-10.00%	10	1	0				P,VP,SC	4		
34470	PAYNESVILLE	09/21/1977	Active	21	6	3	3	16.67%	18	7	0				P,T,VP,SC	18		
22793	PHILLIP ISLAND	07/22/1968	Active	18	1	3	-2	-10.00%	20	9	0		2		VP,SC	24+		
45011	RED HILL & DIST	05/30/1985	Active	16	0	0	0	0.00%	16		12		3		T,VP,SC	18		
22794	ROSEBUD	12/26/1972	Cancelled(6*)	0	0	0	0	0.00%	6		10	1	None		P,S,T,M,VP SC	17		



# Club Health Assessment for District 201V3 through April 2025

			Status	Membership							Reports					Finance		LCIF
Club Number	Club Name	Charter Date		Current Member Count	YTD Members Added	YTD Members Dropped	YTD Net Growth	YTD Net Growth%	Member Count 12 Months Ago	Avg. length of service for dropped members	Months Since Last MMR ***	Yrs. Since Last Officer Report	President Rotation	Vice President Reported ****	Months Since Last Activity Report ***	Account Balance	Donations for current Fiscal Year	
			Number of times on status quo within last two years	If below 15 members appears					If net loss is greater than 20% appears			If no report in 3 months appears in	When more than one year appears in	Number of repeat terms	Notes the officers that do not have an active	If no report at 12 months appears in red		
22795	ROSEDALE	01/30/1973	Active(1)	5	0	0	0	0.00%	5		0		None	P,T,M,VP,SC	24+	90+ Days		
22796	RYE	04/28/1972	Active	21	0	2	-2	-8.70%	23	11	1			VP,SC	24+			
Exc Award (06/30/2021)																		
22797	SALE INC L C	04/13/1967	Active	19	4	3	1	5.56%	19	7	0		N	SC	2			
22801	STRATFORD	09/12/1972	Active	13	0	1	-1	-7.14%	14	47	1		R	T,VP,SC	0		\$621.60	
59900	STRZELECKI	08/15/1997	Active	26	0	4	-4	-13.33%	31	16	4		2	N	T,M,VP,SC	24+		
22803	TOORA	11/30/1972	Active	21	3	2	1	5.00%	20	23	0		3	VP,SC	0		\$1,283.55	
106656	TOORADIN & DISTRICT	09/25/2009	Active	13	3	2	1	8.33%	12	4	0			T,VP,SC	1			
22804	TRAFALGAR	12/03/1969	Active	32	1	2	-1	-3.03%	33	7	1		2	P,VP,SC	13			
22805	TRARALGON	04/27/1966	Active	28	3	1	2	7.69%	26	11	0		N	P,VP,SC	4			
138545	Twin Rivers	06/07/2019	Active	11	2	0	2	22.22%	10		0		4	S,VP,SC	4			
144731	Victoria Need For Feed	01/14/2021	Active	13	0	0	0	0.00%	13		0		None	P,T,M,VP,SC	N/R			
22806	WARRAGUL	07/27/1966	Active	43	1	1	0	0.00%	44	4	2			VP,SC	24+			
63401	WELLINGTON LA TROBE	06/30/2000	Active	14	3	0	3	27.27%	12		4		2	T,VP,SC	0		\$622.73	
45178	WILLOW GROVE & DISTRICT	06/27/1985	Active	22	2	2	0	0.00%	24	10	0			M,VP,SC	0			
22809	WONTHAGGI	07/24/1961	Active(1)	12	2	0	2	20.00%	10		8		None	P,T,M,VP,SC	23		\$313.19	
35823	YARRAGON	06/22/1978	Active	26	4	3	1	4.00%	25	4	0			P,T,M,VP,SC	24+	90+ Days		
22811	YARRAM	04/09/1969	Active	10	1	3	-2	-16.67%	12	8	0			T,VP,SC	0			
44885	YINNAR & DIST	04/11/1985	Active	17	1	2	-1	-5.56%	18	11	1		R	P,VP,SC	19			

Clubs Cancelled Previous Fiscal Year – Clubs Cancelled within last 12 months may be reinstated

Club Number	Club Name	Charter Date	Current Status*	Cancellation Date
46484	MT MARTHA	07/28/1986	Cancelled(6*)	07/29/2023
33888	SAN REMO-NEWHAVEN L C	05/18/1977	Cancelled(6*)	05/29/2024



Club Health Assessment for District 201V3 through April 2025

					Membership							Reports					Finance		LCIF	
Club Number	Club Name	Charter Date	Status		Current Member Count	YTD Members Added	YTD Members Dropped	YTD Net Growth	YTD Net Growth%	Member Count 12 Months Ago	Avg. length of service for dropped members	Months Since Last MMR ***	Yrs. Since Last Officer Report	President Rotation	Vice President Reported ****	Months Since Last Activity Report ***	Account Balance	Donations for current Fiscal Year		
			Number of times on status quo within last two years		If below 15 members appears			If net loss is greater than 20% appears			If no report in 3 months appears in			When more than one year appears in	Number of repeat terms	Notes the officers that do not have an active	If no report at 12 months appears in red			
Current Total Clubs Count	YTD New Clubs Count	YTD Cancelled Clubs Count	YTD Net Club Gain	Current Total Members Count	YTD Add	YTD Drop	YTD Net Growth	YTD Net Growth %	Member Count 12 Months Ago	Average Member Count Per Club	% of Clubs with less than 20 members	% No MMR in 3 Months	% No Officer Report in 12 Months	% of Clubs with balance 90+ days	Number of Clubs in Status Quo	% Status Quo Clubs in Financial Suspension	Number of Cancelled Clubs	Average Cancelled Club Age	Members Lost Due to Cancellation	% of Clubs Cancelled for Non-Financial Reasons
59	1	5	-4	1,031	146	189	-43	-4.00%	1,124	17	63%	15%	0%	12%	0	0%	5	54	39	60%

\* - P - Priority Club. Cancellation Reasons: 1-Objectives/conduct, 2-Non-active club, 5-Non-existing club, 6-Disbanding, 7-Merger, 8-Financial Suspension, 9-District/Multiple District Dues.  
\*\* - Abbreviation: P-President, S-Secretary, T-Treasurer, M-Member Chairperson, VP-First Vice President, MC-Communications Chairperson, SC-Service Chairperson  
\*\*\* - Abbreviation: N/R - Never reported using the Lions Clubs website, N/A - Not applicable, No password registered for the Lions Clubs website.  
\*\*\*\* - Abbreviation: N - New, IP - Immediate Past, R - Repeat.



# Club Health Assessment for District 201V5 through April 2025

			Status	Membership							Reports					Finance		LCIF
Club Number	Club Name	Charter Date		Current Member Count	YTD Members Added	YTD Members Dropped	YTD Net Growth	YTD Net Growth%	Member Count 12 Months Ago	Avg. length of service for dropped members	Months Since Last MMR ***	Yrs. Since Last Officer Report	President Rotation	Vice President Reported ****	Months Since Last Activity Report ***	Account Balance	Donations for current Fiscal Year	
			Number of times on status quo within last two years	If below 15 members appears				If net loss is greater than 20% appears			If no report in 3 months appears in	When more than one year appears in	Number of repeat terms	Notes the officers that do not have an active	If no report at 12 months appears in red			
Clubs less than two years old																		
157616	Box Hill Silk Road	03/26/2024	Active	31	11	1	10	47.62%	21	0	0		2	VP	2	90+ Days		
154594	Melbourne Sikhs	06/05/2023	Active(1)	18	0	0	0	0.00%	22		10		3	T,M,VP,SC	18			
155355	South Morang - Plenty Valley	08/01/2023	Active(1)	11	0	20	-20	-64.52%	31	1	1		R	SC	2			
Clubs more than two years old																		
22964	ALEXANDRA	08/22/1972	Active	14	3	2	1	7.69%	13	1	0		3	R	M,SC	0		
126033	Ashwood-Mt Waverley	10/21/2015	Active	16	0	1	-1	-5.88%	17	1	1			R	SC	1		
22764	BEAUMARIS	09/12/1972	Active	13	1	4	-3	-18.75%	13	5	3		6	R		1		
Exc Award (06/30/2023)																		
32554	BLACKBURN	06/28/1976	Active	32	2	5	-3	-8.57%	39	8	2		2		VP	1	\$2,567.10	
Exc Award (06/30/2023, 06/30/2024)																		
22969	BORONIA	04/26/1969	Active	10	0	2	-2	-16.67%	12	5	0		10		M,VP,SC	9		
22340	BOROONDARA CENTRAL	04/05/1957	Active	15	2	3	-1	-6.25%	17	1	1			R	SC	0		
58828	BOROONDARA GARDINERS CREEK	11/13/1996	Active	10	1	0	1	11.11%	9		1		3	N	SC	5		
22970	BOX HILL	08/11/1960	Active	21	7	7	0	0.00%	21	18	0		2	N	SC	4	\$3,952.76	
Exc Award (06/30/2020, 06/30/2023)																		
62444	BRIGHTON	10/26/1999	Active	19	4	3	1	5.56%	20	4	3			N	SC	7	\$2,624.70	
22971	BROADFORD	04/11/1972	Active(2)	12	0	0	0	0.00%	13		10		5		VP	0	90+ Days	
22768	CARNEGIE	03/14/1969	Active	27	0	0	0	0.00%	27		1			IP		0	\$1,567.47	
Exc Award (06/30/2021)																		
44886	CLARINDA	04/11/1985	Active	6	0	0	0	0.00%	7		11		3	N	SC	4		
22974	CROYDON MOOROOLBARK	11/11/1964	Active	26	0	2	-2	-7.14%	29	8	4			N	SC	2		
22772	DANDENONG	11/19/1958	Active	31	1	2	-1	-3.13%	33	19	5		3		M,VP,SC	1		
121514	Dandenong City	03/24/2014	Active	5	0	0	0	0.00%	5		26	1	None		P,S,T,M,VP SC	5	90+ Days	
Exc Award (06/30/2017)																		
64756	DANDENONG SUPPER	10/29/2001	Active	26	3	2	1	4.00%	27	5	1				VP	0	\$5,119.87	



# Club Health Assessment for District 201V5 through April 2025

			Status	Membership							Reports					Finance		LCIF
Club Number	Club Name	Charter Date		Current Member Count	YTD Members Added	YTD Members Dropped	YTD Net Growth	YTD Net Growth%	Member Count 12 Months Ago	Avg. length of service for dropped members	Months Since Last MMR ***	Yrs. Since Last Officer Report	President Rotation	Vice President Reported ****	Months Since Last Activity Report ***	Account Balance	Donations for current Fiscal Year	
			Number of times on status quo within last two years	If below 15 members appears				If net loss is greater than 20% appears			If no report in 3 months appears in	When more than one year appears in	Number of repeat terms	Notes the officers that do not have an active	If no report at 12 months appears in red			
22977	DIAMOND VALLEY L C	03/26/1973	Active	16	2	2	0	0.00%	16	6	1			N	0	90+ Days	\$155.68	
Exc Award (06/30/2018)																		
43101	DONVALE	10/11/1983	Active	22	0	0	0	0.00%	22		1			N	1			
22976	DOOKIE	06/05/1973	Active	16	0	2	-2	-11.11%	18	8	0			N	0			
30935	EILDON	06/12/1975	Active(1)	10	0	0	0	0.00%	10		10		2	R	4			
32498	ELTHAM	06/28/1976	Active	15	5	3	2	15.38%	13	6	2		3	N	2			
30245	EMERALD	02/17/1975	Active	10	3	0	3	42.86%	7		2				3			
22979	EUROA	08/01/1963	Active	20	6	4	2	11.11%	22	20	0				4			
22994	FOREST HILL INC	07/10/1969	Active	8	0	0	0	0.00%	9		0		4		6			
Exc Award (06/30/2023)																		
22983	HEALESVILLE	03/24/1961	Active	28	7	1	6	27.27%	23	28	0				0	\$1,252.75		
22998	HEATHMONT	12/07/1970	Active	10	3	3	0	0.00%	10	52	0		2		0			
33575	KINGLAKE	03/31/1977	Active	5	0	0	0	0.00%	5		18		10		6			
146884	Knox	06/21/2021	Active	13	1	2	-1	-7.14%	16	4	1			R	2	\$311.37		
22985	KYABRAM	06/05/1964	Active	23	0	1	-1	-4.17%	24	4	0				0			
104240	LYNDHURST & DISTRICT	01/08/2009	Active	29	1	2	-1	-3.33%	34	2	5				3	\$622.73		
108806	LYSTERFIELD	06/25/2010	Active	37	7	3	4	12.12%	33	7	0		2	R	5	\$678.22		
Exc Award (06/30/2016, 06/30/2020, 06/30/20)																		
22988	MARYSVILLE & DISTRICT	04/25/1973	Active	34	2	2	0	0.00%	34	10	0		2	R	8	\$6,280.50		
140069	MELBOURNE ALL-ABILITIES	10/14/2019	Active	24	4	3	1	4.35%	23	5	1			N	1	\$1,286.81		
Exc Award (06/30/2020, 06/30/2021, 06/30/20)																		
36155	Melbourne Deaf and Hard of Hearing	10/25/1978	Active	6	0	6	-6	-50.00%	14	16	1			N	1	\$728.65		
Exc Award (06/30/2016)																		
22989	MERRIGUM	02/20/1973	Active	15	0	0	0	0.00%	15		1			R	1			
50982	MITCHAM INSPIRANTE	10/09/1990	Active(1)	10	0	0	0	0.00%	11		2		2		3			
115753	MONASH	12/22/2011	Active	14	1	0	1	7.69%	12		5		3		0	\$132.86		



# Club Health Assessment for District 201V5 through April 2025

			Status	Membership							Reports					Finance	LCIF
Club Number	Club Name	Charter Date		Current Member Count	YTD Members Added	YTD Members Dropped	YTD Net Growth	YTD Net Growth%	Member Count 12 Months Ago	Avg. length of service for dropped members	Months Since Last MMR ***	Yrs. Since Last Officer Report	President Rotation	Vice President Reported ****	Months Since Last Activity Report ***	Account Balance	Donations for current Fiscal Year
			Number of times on status quo within last two years	If below 15 members appears				If net loss is greater than 20% appears			If no report in 3 months appears in	When more than one year appears in	Number of repeat terms	Notes the officers that do not have appears in an active	If no report at 12 months red		
Exc Award (06/30/2023, 06/30/2024)																	
22784	MOORABBIN	03/07/1963	Active	16	1	0	1	6.67%	16		8			N M	1		\$983.92
22990	MOOROPNA	06/26/1972	Active	25	3	1	2	8.70%	24	13	1			R	5		
22785	MORDIALLOC-MENTONE	02/03/1964	Active	10	0	0	0	0.00%	11		11		6	R VP,SC	8		\$2,619.11
109121	NILLUMBIK	08/24/2010	Active	20	5	3	2	11.11%	18	6	2		4	R SC	2		\$992.91
Exc Award (06/30/2023)																	
22789	NOBLE	04/21/1970	Active	11	0	0	0	0.00%	11		2			VP,SC	4		
22993	PARK-KEYSBOROUGH	10/13/1959	Active	27	4	4	0	0.00%	27	19	0		2	VP,SC	0		\$1,328.64
Exc Award (06/30/2023)																	
22790	OAKLEIGH	05/24/1966	Active(3)	7	0	0	0	0.00%	7		17	1	None	P,S,T,M,VP SC	2	90+ Days	
34687	PARK ORCHARDS	11/07/1977	Active	26	0	4	-4	-13.33%	34	9	4		3	M,VP,SC	8		
53595	ROWVILLE	08/15/1992	Active	21	3	2	1	5.00%	21	2	2		2	R VP	0		\$326.58
Exc Award (06/30/2023)																	
22798	SANDRINGHAM	09/27/1966	Active	22	3	4	-1	-4.35%	23	3	0		7	R	1		\$1,333.99
Exc Award (06/30/2023)																	
52734	SEYMOUR GOULBURN	03/18/1992	Active	36	4	3	1	2.86%	37	25	0			R SC	0		\$466.20
Exc Award (06/30/2018, 06/30/2020, 06/30/2024)																	
23000	SHEPPARTON	04/14/1961	Active	9	0	2	-2	-18.18%	13	2	4		4	R	0		
Exc Award (06/30/2023)																	
149435	Shepparton Wanganui	01/11/2022	Active	14	0	4	-4	-22.22%	18	9	2		2	N P,T,SC	13		
45176	SOUTH VERMONT INC	06/24/1985	Active	26	2	1	1	4.00%	27	5	0			N M,SC	1		\$1,634.42
Exc Award (06/30/2020)																	
43785	TALLYGAROPNA	04/12/1984	Active	20	1	3	-2	-9.09%	22	9	4			P,S,T,M,VP SC	8		
23004	TATURA	11/01/1971	Active	22	3	1	2	10.00%	20	31	1			N SC	5		
111196	TOOLAMBA	05/26/2011	Active	20	2	1	1	5.26%	19	1	6		2	T,VP,SC	2		
22996	VERMONT INC	01/11/1974	Active	14	1	0	1	7.69%	13		2		2	R SC	1		\$679.82
36607	VIOLET TOWN	02/16/1979	Active(1)	11	2	3	-1	-8.33%	12	16	1		2	T,M,VP,SC	1		



# Club Health Assessment for District 201V5 through April 2025

			Status	Membership							Reports					Finance	LCIF
Club Number	Club Name	Charter Date		Current Member Count	YTD Members Added	YTD Members Dropped	YTD Net Growth	YTD Net Growth%	Member Count 12 Months Ago	Avg. length of service for dropped members	Months Since Last MMR ***	Yrs. Since Last Officer Report	President Rotation	Vice President Reported ****	Months Since Last Activity Report ***	Account Balance	Donations for current Fiscal Year
			Number of times on status quo within last two years	If below 15 members appears				If net loss is greater than 20% appears			If no report in 3 months appears in	When more than one year appears in	Number of repeat terms	Notes the officers that do not have an active	If no report at 12 months appears in red		
22909	WANDONG-WALLAN L C	06/05/1973	Active	16	3	1	2	14.29%	14	3	0		None	P,M,VP,SC	2		
32250	WANTIRNA	05/18/1976	Active	21	7	1	6	40.00%	17	10	1			N	SC	0	\$486.53
	Exc Award (06/30/2018, 06/30/2022)																
23010	WARRANTYTE	09/12/1972	Active	10	4	3	1	11.11%	9	16	3			IP	M,SC	9	\$648.49
22807	WAVERLEY INC.	08/19/1961	Active	24	1	0	1	4.35%	23		8		2	R	SC	1	
	Exc Award (06/30/2018)																
55509	WHEELERS HILL	04/07/1994	Active	46	5	6	-1	-2.13%	47	6	2		2	N		0	\$4,099.42
	Exc Award (06/30/2018, 06/30/2022, 06/30/20)																
82391	WHEELERS HILL SOUTH EAST BUSINESS	05/20/2004	Active	25	1	3	-2	-7.41%	27	14	2				VP,SC	5	
23012	WHITTLESEA	11/25/1969	Active	28	5	1	4	16.67%	24	3	0		2		VP,SC	2	\$1,526.90
	Exc Award (06/30/2023)																

Clubs Cancelled Previous Fiscal Year – Clubs Cancelled within last 12 months may be reinstated

Club Number	Club Name	Charter Date	Current Status*	Cancellation Date
22379	PORT PHILLIP	10/26/1970	Cancelled(6*)	07/29/2023

Current Total Clubs Count	YTD New Clubs Count	YTD Cancelled Clubs Count	YTD Net Club Gain	Current Total Members Count	YTD Add	YTD Drop	YTD Net Growth	YTD Net Growth %	Member Count 12 Months Ago	Average Member Count Per Club	% of Clubs with less than 20 members	% No MMR in 3 Months	% No Officer Report in 12 Months	% of Clubs with balance 90+ days	Number of Clubs in Status Quo	% Status Quo Clubs in Financial Suspension	Number of Cancelled Clubs	Average Cancelled Club Age	Members Lost Due to Cancellation	% of Clubs Cancelled for Non-Financial Reasons
66	0	0	0	1,235	137	139	-2	-0.16%	1,281	19	53%	32%	3%	9%	0	0%	0	0	0	0%

\* - P - Priority Club. Cancellation Reasons: 1-Objectives/conduct, 2-Non-active club, 5-Non-existing club, 6-Disbanding, 7-Merger, 8-Financial Suspension, 9-District/Multiple District Dues.

\*\* - Abbreviation: P-President, S-Secretary, T-Treasurer, M-Member Chairperson, VP-First Vice President, MC-Communications Chairperson, SC-Service Chairperson

\*\*\* - Abbreviation: N/R - Never reported using the Lions Clubs website, N/A - Not applicable, No password registered for the Lions Clubs website.

\*\*\*\* - Abbreviation: N - New, IP - Immediate Past, R - Repeat.



# Club Health Assessment for District 201V6 through April 2025

			Status	Membership							Reports					Finance		LCIF
Club Number	Club Name	Charter Date		Current Member Count	YTD Members Added	YTD Members Dropped	YTD Net Growth	YTD Net Growth%	Member Count 12 Months Ago	Avg. length of service for dropped members	Months Since Last MMR ***	Yrs. Since Last Officer Report	President Rotation	Vice President Reported ****	Months Since Last Activity Report ***	Account Balance	Donations for current Fiscal Year	
			Number of times on status quo within last two years	If below 15 members appears					If net loss is greater than 20% appears			If no report in 3 months appears in	When more than one year appears in	Number of repeat terms	Notes the officers that do not have an active	If no report at 12 months appears in red		
Clubs more than two years old																		
22962	ALBURY	04/15/1957	Active	22	2	0	2	10.00%	22		0			N	VP,SC	13		\$162.12
Exc Award (06/30/2018)																		
22864	BARHAM KOONDROOK	05/17/1968	Active	23	3	6	-3	-11.54%	25	4	2			N	SC	0		\$2,070.11
Exc Award (06/30/2016)																		
30286	BAROOGA & DISTRICT	02/13/1975	Active	9	1	5	-4	-30.77%	13	19	3		2		T,VP,SC	0		\$979.75
22965	BEECHWORTH	04/20/1959	Active	9	0	3	-3	-25.00%	12	15	1				M,VP,SC	0		
Exc Award (06/30/2016, 06/30/2021)																		
22966	BENALLA	09/16/1957	Active	19	3	11	-8	-29.63%	23	5	3			N		0		
Exc Award (06/30/2018, 06/30/2022, 06/30/2023)																		
22968	BERRIGAN	06/26/1973	Active	7	0	2	-2	-22.22%	9	32	0				VP,SC	0		
Exc Award (06/30/2016)																		
31672	BRIGHT	02/05/1976	Active	21	3	1	2	10.53%	19	49	0			N	M,SC	0		
29657	CHILTERN	07/24/1974	Active	16	0	1	-1	-5.88%	18	1	5		2		M,VP,SC	0		
22972	COBRAM	09/14/1964	Active	16	4	0	4	33.33%	13		1			N	SC	0		\$665.21
22873	COHUNA	12/06/1962	Active	25	0	5	-5	-16.67%	29	13	1				VP	0		
Exc Award (06/30/2021)																		
22973	COROWA	11/20/1959	Active	31	1	12	-11	-26.19%	41	7	0		2	N	SC	0		
Exc Award (06/30/2017, 06/30/2019)																		
35414	CORRYONG	04/05/1978	Active	14	1	0	1	7.69%	13		8		2		S,T,M,VP,SC	0		\$665.21
43257	CULCAIRN	12/08/1983	Active	15	4	8	-4	-21.05%	19	3	1		3	N	P,M,VP,SC	0		
22876	DENILIKUIN	11/01/1961	Active	15	1	7	-6	-28.57%	21	16	1			N	M,VP,SC	0		
Exc Award (06/30/2018)																		
41561	EAST LODDON	06/28/1982	Active	5	0	1	-1	-16.67%	6	2	1		5		VP,SC	5		
22879	ECHUCA	08/25/1965	Active	31	2	4	-2	-6.06%	33	13	0			N	M,SC	0		
61189	ELMORE	10/19/1998	Active	16	0	0	0	0.00%	16		8		5	N	P,T,M,SC	0		
22981	FINLEY	03/18/1969	Active	27	0	1	-1	-3.57%	28	11	0			N	SC	0		



# Club Health Assessment for District 201V6 through April 2025

			Status	Membership							Reports					Finance		LCIF
Club Number	Club Name	Charter Date		Current Member Count	YTD Members Added	YTD Members Dropped	YTD Net Growth	YTD Net Growth%	Member Count 12 Months Ago	Avg. length of service for dropped members	Months Since Last MMR ***	Yrs. Since Last Officer Report	President Rotation	Vice President Reported ****	Months Since Last Activity Report ***	Account Balance	Donations for current Fiscal Year	
			Number of times on status quo within last two years	If below 15 members appears				If net loss is greater than 20% appears			If no report in 3 months appears in	When more than one year appears in	Number of repeat terms	Notes the officers that do not have an active	If no report at 12 months appears in red			
124253	Glenrowan-Warby Ranges	02/24/2015	Active	6	4	8	-4	-40.00%	13	9	3		2	M,VP,SC	0			
29395	GUNBOWER	05/23/1974	Active	10	1	0	1	11.11%	8		3		11	M,VP,SC	0			
34471	HENTY	09/28/1977	Active	14	1	0	1	7.69%	13		0			N SC	0		\$453.94	
	Exc Award (06/30/2022)																	
22984	HOLBROOK	06/26/1973	Active	6	2	3	-1	-14.29%	7	12	1		5	P,T,M,VP,SC	0			
33374	JERILDERIE & DISTRICT L C	02/18/1977	Active	7	0	0	0	0.00%	7		6		7	P,M,VP,SC	1			
29658	KATAMATITE	07/15/1974	Active	17	1	0	1	6.25%	15		0		None	P,VP,SC	0			
	Exc Award (06/30/2024)																	
22887	KERANG	04/30/1968	Active	23	1	0	1	4.55%	24		4			VP,SC	1		\$339.11	
	Exc Award (06/30/2016, 06/30/2017, 06/30/20)																	
44570	KIEWA-TANGAMBALANGA	01/29/1985	Active	34	0	0	0	0.00%	35		9		2	VP,SC	0			
	Exc Award (06/30/2016, 06/30/2017)																	
146031	Lake Mulwala	06/01/2021	Active	19	1	6	-5	-20.83%	22	2	4		2	VP,SC	0			
	Exc Award (06/30/2023)																	
22986	LAVINGTON	06/16/1970	Active	41	0	6	-6	-12.77%	46	18	2			N T,SC	0			
	Exc Award (06/30/2019, 06/30/2024)																	
35412	LEITCHVILLE	04/20/1978	Active	11	0	0	0	0.00%	11		0			P,T,M,VP,SC	0			
68719	LOCKHART	04/18/2003	Active	24	2	0	2	9.09%	18		0		3	N T,SC	0			
	Exc Award (06/30/2023, 06/30/2024)																	
22891	LOCKINGTON	08/21/1973	Active	20	0	2	-2	-9.09%	22	5	3			N SC	0			
	Exc Award (06/30/2016, 06/30/2023)																	
34047	MOAMA	06/08/1977	Active	17	4	2	2	13.33%	15	6	2		2	N M,SC	0			
46655	MOYHU	11/04/1986	Active	10	0	0	0	0.00%	10		0			N SC	0			
43786	MURCHISON & DISTRICT	04/10/1984	Active	11	0	0	0	0.00%	11		5		8	T,M,VP,SC	7			
	Exc Award (06/30/2016)																	
49704	MURRABIT & DIST	06/30/1989	Active	23	0	2	-2	-8.00%	25	27	0		5	R T,M,VP,SC	0		\$339.11	
	Exc Award (06/30/2016)																	
22992	MYRTLEFORD	04/03/1964	Active	34	3	0	3	9.68%	31		5		2	N P,M,SC	0			



# Club Health Assessment for District 201V6 through April 2025

			Status	Membership							Reports					Finance	LCIF
Club Number	Club Name	Charter Date		Current Member Count	YTD Members Added	YTD Members Dropped	YTD Net Growth	YTD Net Growth%	Member Count 12 Months Ago	Avg. length of service for dropped members	Months Since Last MMR ***	Yrs. Since Last Officer Report	President Rotation	Vice President Reported ****	Months Since Last Activity Report ***	Account Balance	Donations for current Fiscal Year
			Number of times on status quo within last two years	If below 15 members appears				If net loss is greater than 20% appears			If no report in 3 months appears in	When more than one year appears in	Number of repeat terms	Notes the officers that do not have an active	If no report at 12 months appears in red		
32497	NATHALIA & DISTRICT	06/28/1976	Active	19	0	0	0	0.00%	19		7		4	M,VP,SC	2		
Exc Award (06/30/2016)																	
22995	NUMURKAH	06/10/1969	Active	27	2	2	0	0.00%	27	19	1			P,VP,SC	0		\$332.60
Exc Award (06/30/2017, 06/30/2018)																	
33243	OAKLANDS & DISTRICT	01/19/1977	Active	10	0	0	0	0.00%	10		3		5	VP,SC	0		
22900	PYRAMID HILL	03/27/1969	Active	6	0	0	0	0.00%	6		9		2	P,T,M,VP,SC	5		
22899	QUAMBATOOK	10/12/1971	Active	9	0	0	0	0.00%	9		12		4	S,M,VP,SC	19		
22902	ROCHESTER	04/16/1969	Active	31	5	1	4	14.81%	25	3	0			IP M,SC	0		
Exc Award (06/30/2023)																	
29929	RUTHERGLEN	11/07/1974	Active	11	0	0	0	0.00%	11		1		2	N SC	0		\$313.19
Exc Award (06/30/2017, 06/30/2018)																	
23003	STRATHMERTON	05/09/1973	Active	19	2	4	-2	-9.52%	21	31	3			M,VP,SC	6		\$665.21
Exc Award (06/30/2016, 06/30/2018)																	
108095	THURGOONA & DISTRICT	04/13/2010	Active	5	1	2	-1	-16.67%	6	5	1		5	VP,SC	1		\$665.21
Exc Award (06/30/2016, 06/30/2017, 06/30/2018)																	
30246	TOCUMWAL & DISTRICT	02/17/1975	Active	14	4	6	-2	-12.50%	17	8	0		2	N VP,SC	0		\$665.21
Exc Award (06/30/2016, 06/30/2023)																	
23006	TONGALA	08/24/1972	Active	34	2	1	1	3.03%	33	7	2		2	R SC	0		
Exc Award (06/30/2024)																	
33576	TUNGAMAH & DISTRICT L C	03/24/1977	Active	27	2	0	2	8.00%	25		1			N	0		
Exc Award (06/30/2018, 06/30/2019, 06/30/2020)																	
23007	UPPER KIEWA VALLEY	10/26/1963	Active	15	2	2	0	0.00%	15	18	1			IP SC	0		
34472	WALLA WALLA	09/09/1977	Active	9	1	1	0	0.00%	9	6	2			M,VP,SC	0		
Exc Award (06/30/2018)																	
46518	WALWA JINGELLIC	08/05/1986	Active	11	2	1	1	10.00%	10	4	1		2	R M,SC	0		
Exc Award (06/30/2018)																	
23009	WANGARATTA	11/23/1955	Active	38	3	0	3	8.57%	38		1			N SC	1		\$1,880.04
Exc Award (06/30/2023)																	



Club Health Assessment for District 201V6 through April 2025

			Status		Membership						Reports					Finance		LCIF		
Club Number	Club Name	Charter Date		Current Member Count	YTD Members Added	YTD Members Dropped	YTD Net Growth	YTD Net Growth%	Member Count 12 Months Ago	Avg. length of service for dropped members	Months Since Last MMR ***	Yrs. Since Last Officer Report	President Rotation	Vice President Reported ****	Months Since Last Activity Report ***	Account Balance	Donations for current Fiscal Year			
			Number of times on status quo within last two years	If below 15 members appears					If net loss is greater than 20% appears		If no report in 3 months appears in	When more than one year appears in	Number of repeat terms		Notes the officers that do not have an active	If no report at 12 months appears in red				
23011	WODONGA	06/08/1965	Active	38	8	1	7	22.58%	34	6	1			N	SC	0	\$913.47			
Exc Award (06/30/2016, 06/30/2018)																				
30978	YACKANDANDAH	06/24/1975	Active	21	1	0	1	5.00%	20		8			R	M,SC	2				
23013	YARRAWONGA	09/14/1964	Active	27	3	1	2	8.00%	24	0	1			N	VP,SC	0	\$332.16			
Exc Award (06/30/2016, 06/30/2019, 06/30/2020)																				
Current Total Clubs Count	YTD New Clubs Count	YTD Cancelled Clubs Count	YTD Net Club Gain	Current Total Members Count	YTD Add	YTD Drop	YTD Net Growth	YTD Net Growth %	Member Count 12 Months Ago	Average Member Count Per Club	% of Clubs with less than 20 members	% No MMR in 3 Months	% No Officer Report in 12 Months	% of Clubs with balance 90+ days	Number of Clubs in Status Quo	% Status Quo Clubs in Financial Suspension	Number of Cancelled Clubs	Average Cancelled Club Age	Members Lost Due to Cancellation	% of Clubs Cancelled for Non-Financial Reasons
55	0	0	0	1,019	83	118	-35	-3.32%	1,052	19	60%	36%	0%	0%	0	0%	0	0	0	0%

\* - P - Priority Club. Cancellation Reasons: 1-Objectives/conduct, 2-Non-active club, 5-Non-existing club, 6-Disbanding, 7-Merger, 8-Financial Suspension, 9-District/Multiple District Dues.  
\*\* - Abbreviation: P-President, S-Secretary, T-Treasurer, M-Member Chairperson, VP-First Vice President, MC-Communications Chairperson, SC-Service Chairperson  
\*\*\* - Abbreviation: N/R - Never reported using the Lions Clubs website, N/A - Not applicable, No password registered for the Lions Clubs website.  
\*\*\*\* - Abbreviation: N - New, IP - Immediate Past, R - Repeat.



# Club Health Assessment for District 201V14 through April 2025

			Status	Membership							Reports					Finance		LCIF
Club Number	Club Name	Charter Date		Current Member Count	YTD Members Added	YTD Members Dropped	YTD Net Growth	YTD Net Growth%	Member Count 12 Months Ago	Avg. length of service for dropped members	Months Since Last MMR ***	Yrs. Since Last Officer Report	President Rotation	Vice President Reported ****	Months Since Last Activity Report ***	Account Balance	Donations for current Fiscal Year	
			Number of times on status quo within last two years	If below 15 members appears				If net loss is greater than 20% appears			If no report in 3 months appears in	When more than one year appears in	Number of repeat terms	Notes the officers that do not have an active	If no report at 12 months appears in red			
Clubs more than two years old																		
122477	Alfredton Lucas	06/17/2014	Active	13	3	0	3	30.00%	10		0			VP,SC	0	90+ Days	\$37.47	
22515	BACCHUS MARSH	07/12/1972	Active	41	2	6	-4	-8.89%	45	18	1		N	SC	5			
22516	BALLAN	04/14/1972	Active	8	0	0	0	0.00%	8		1		5	VP,SC	1			
22517	BALLARAT	10/29/1960	Active	18	0	2	-2	-10.00%	20	38	2		None	P,M,VP,SC	1			
22865	BENDIGO	01/16/1956	Active	17	0	0	0	0.00%	18		1		5	R	P,SC		0	
22867	BEULAH	07/11/1973	Active	13	0	3	-3	-18.75%	16	35	0		7	N	P,M,VP,SC		0	
22868	BIRCHIP	09/09/1958	Active	8	0	0	0	0.00%	8		1			M,VP,SC	1			
38195	BRIM	03/19/1980	Active	9	0	3	-3	-25.00%	12	11	0		3	S,T,VP,SC	24+			
22869	BROADMEADOWS	05/22/1962	Active	1	0	2	-2	-66.67%	3	29	1		4	T,VP,SC	4			
44569	BROWN HILL & DISTRICT	01/08/1985	Active	8	1	9	-8	-50.00%	17	18	0		None	P,T,M,VP,SC	11			
22870	BRUNSWICK	09/20/1961	Active	9	1	0	1	12.50%	8		8			VP	18			
31200	BUNINYONG MT HELEN	09/24/1975	Active(1)	26	6	1	5	23.81%	23	8	1			VP,SC	21		\$2,512.20	
40538	CARISBROOK	11/17/1981	Active	28	3	5	-2	-6.67%	30	17	0		7	M,VP,SC	0		\$334.83	
100428	CAROLINE SPRINGS AND DISTRICT	11/20/2007	Active	5	0	0	0	0.00%	6		10		4	VP,SC	16			
22871	CASTLEMAINE DISTRICT L C	12/14/1971	Active	19	0	6	-6	-24.00%	25	5	2		None	N	P	0		
Exc Award (06/30/2024)																		
33240	CHARLTON	01/13/1977	Active	18	1	5	-4	-18.18%	21	11	1			M,VP,SC	0		\$332.16	
Exc Award (06/30/2020, 06/30/2021)																		
22872	COBURG	08/15/1959	Active	2	0	0	0	0.00%	2		9		9	VP	6			
22877	CRESWICK	11/20/1973	Active	12	0	1	-1	-7.69%	13	13	1		5	N	SC	0		
40539	DIGGERS REST	11/02/1981	Active	13	4	1	3	30.00%	10	28	2		4	R	M,SC	0		
22875	DONALD	08/31/1957	Active	21	5	3	2	10.53%	20	26	1			VP,SC	0			
31483	EAGLEHAWK	12/03/1975	Active	11	0	0	0	0.00%	11		13		2	S,M,VP,SC	12			
22524	ESSENDON	03/18/1953	Active	14	1	1	0	0.00%	15	30	1		2	R	12		\$62.18	



# Club Health Assessment for District 201V14 through April 2025

Club Number	Club Name	Charter Date	Status	Membership							Reports					Finance	LCIF
				Current Member Count	YTD Members Added	YTD Members Dropped	YTD Net Growth	YTD Net Growth%	Member Count 12 Months Ago	Avg. length of service for dropped members	Months Since Last MMR ***	Yrs. Since Last Officer Report	President Rotation	Vice President Reported ****	Months Since Last Activity Report ***	Account Balance	Donations for current Fiscal Year
			Number of times on status quo within last two years	If below 15 members appears				If net loss is greater than 20% appears			If no report in 3 months appears in	When more than one year appears in	Number of repeat terms	Notes the officers that do not have an active	If no report at 12 months appears in red		
122114	Gisborne and District	05/09/2014	Active	16	4	1	3	23.08%	13	11	0		2	R	SC	0	\$648.49
30287	GLENROY	02/28/1975	Active	14	1	2	-1	-6.67%	17	18	3			N		0	
44311	HADDON & DIST	10/03/1984	Active	17	0	1	-1	-5.56%	18	46	1		3	N	M,SC	24+	\$722.03
44084	HARCOURT & DISTRICT L C	06/06/1984	Active	11	3	0	3	37.50%	8		0		2		P,M,VP,SC	9	
22884	HEATHCOTE	03/25/1971	Active	10	1	0	1	11.11%	11		1				VP,SC	0	\$665.21
52652	HEIDELBERG WARRINGAL	03/10/1992	Active	10	2	1	1	11.11%	12	40	1				VP	1	
47684	HUNTLY & EPSOM	08/03/1987	Active	10	1	2	-1	-9.09%	11	6	1		5		P,VP,SC	0	\$1,312.81
22885	INGLEWOOD	09/06/1965	Active	14	3	2	1	7.69%	13	17	1		4		M,VP,SC	1	
32827	KANGAROO FLAT	10/11/1976	Active	3	0	0	0	0.00%	3		4		8		S,VP,SC	2	
22889	KYNETON	08/17/1953	Active	12	0	2	-2	-14.29%	14	14	1				VP,SC	1	
36605	LAKE BOGA	02/08/1979	Active(1)	9	0	2	-2	-18.18%	11	6	1				VP,SC	0	
22890	LANCEFIELD ROMSEY	08/16/1973	Active	15	2	0	2	15.38%	14		1				VP,SC	1	\$310.80
48942	MAIDEN GULLY-MARONG	10/12/1988	Active(1)	26	0	0	0	0.00%	28		8		4	N	SC	9	
29656	MALDON	07/18/1974	Active	15	0	0	0	0.00%	15		1		6	R		1	
22892	MARYBOROUGH	07/01/1970	Active	10	0	3	-3	-23.08%	13	6	1				P,VP,SC	0	
134632	Melbourne Ausina	04/30/2018	Active	16	2	2	0	0.00%	16	3	8			N	SC	9	
61177	MELBOURNE CHINESE	10/13/1998	Active	82	5	0	5	6.49%	77		0		2		VP	11	\$6,216.04
Exc Award (06/01/2024, 06/30/2020, 06/30/20)																	
125232	Melbourne City-Southbank	06/18/2015	Active	7	0	0	0	0.00%	7		11		3		M,VP,SC	0	
139390	Melbourne Great Ocean	09/12/2019	Active(1)	24	0	5	-5	-17.24%	30	5	2				VP,SC	9	
22363	MELBOURNE HOST	03/19/1952	Active	12	0	0	0	0.00%	12		1		2	N		1	
22364	MELBOURNE MARKETS INC	05/17/1972	Active(1)	10	0	2	-2	-16.67%	12	11	7		4		VP,SC	2	
130151	Melbourne Next Gen	03/03/2017	Active	18	0	1	-1	-5.26%	20	8	1		3	R		0	
Exc Award (06/30/2020, 06/30/2022)																	
126005	Melbourne Sino Innovation Inc	10/22/2015	Active(1)	44	2	0	2	4.76%	41		0			N	SC	9	
Exc Award (06/30/2018)																	



# Club Health Assessment for District 201V14 through April 2025

			Status	Membership							Reports					Finance	LCIF
Club Number	Club Name	Charter Date		Current Member Count	YTD Members Added	YTD Members Dropped	YTD Net Growth	YTD Net Growth%	Member Count 12 Months Ago	Avg. length of service for dropped members	Months Since Last MMR ***	Yrs. Since Last Officer Report	President Rotation	Vice President Reported ****	Months Since Last Activity Report ***	Account Balance	Donations for current Fiscal Year
			Number of times on status quo within last two years	If below 15 members appears				If net loss is greater than 20% appears			If no report in 3 months appears in	When more than one year appears in	Number of repeat terms		Notes the officers that do not have an active	If no report at 12 months appears in red	
22539	MELTON	12/17/1968	Active	9	0	2	-2	-18.18%	11	7	7			N	SC	5	
33110	MOUNT BOLTON & DISTRICT L C	12/21/1976	Active	24	3	0	3	14.29%	21		1		3		M,VP,SC	15	
22893	NORTHCOTE	08/16/1962	Active	22	3	1	2	10.00%	20	12	0			N	SC	0	\$2,441.56
37971	NYAH DISTRICT L C	01/31/1980	Active	13	2	1	1	8.33%	12	13	2		2		M,VP	3	
22895	OUYEN	11/21/1968	Active	11	2	1	1	10.00%	11	52	0		2		VP,SC	3	
22546	RAINBOW	06/24/1970	Active	18	2	2	0	0.00%	18	16	8		2		P,VP,SC	24+	
22901	RESERVOIR	07/07/1971	Active	5	1	0	1	25.00%	4		4		8		VP	24+	
33242	RIDDELLS CREEK	01/13/1977	Active	12	0	0	0	0.00%	12		7		15		VP,SC	0	\$95.50
35623	ROBINVALE & DISTRICT L C	05/17/1978	Active(1)	9	0	0	0	0.00%	9		0		2		T,VP,SC	24+	
22905	SEA LAKE	03/13/1961	Active	7	0	0	0	0.00%	10		0		15		P,T,M,VP,SC	24+	
22548	SEBASTOPOL & DISTRICT	05/09/1972	Active	21	1	3	-2	-8.70%	23	2	1			N	SC	1	\$1,314.35
Exc Award (06/30/2022, 06/30/2024)																	
36606	SPEED	02/16/1979	Active	26	0	0	0	0.00%	26		21				VP,SC	24+	
22904	ST ARNAUD	12/27/1971	Active	20	0	0	0	0.00%	20		0				VP,SC	1	
66461	STATE PARLIAMENT VICTORIA	06/28/2002	Active	19	1	0	1	5.56%	18		8				VP,SC	24+	
32249	STRATHFIELDSAYE	05/18/1976	Active	17	3	0	3	21.43%	15		1			R		6	
Exc Award (06/30/2018)																	
64954	SUNBURY	01/24/2002	P- Active	0	0	0	0	0.00%	0		22	1	None		P,S,T,M,VP SC	24+	
22908	SWAN HILL	11/04/1964	Active	10	0	0	0	0.00%	10		0		2		M,VP,SC	21	\$657.18
108750	TAYLORS LAKES	06/22/2010	Active	24	1	0	1	4.35%	16		9		2	R	SC	8	
Exc Award (06/30/2021)																	
44218	TRENTHAM	08/31/1984	Active	24	3	1	2	9.09%	20	20	0		None		P,M,VP	0	\$1,665.21
40168	ULTIMA	06/30/1981	Active	8	1	2	-1	-11.11%	9	5	1		5		P,T,M,VP,SC	4	
122027	Victoria Quilters	04/28/2014	Active	13	0	1	-1	-7.14%	14	11	1				VP,SC	12	\$100.00
22910	WARRACKNABEAL	12/10/1964	Active	23	2	0	2	9.52%	20		1		7		M,VP,SC	2	



## Club Health Assessment for District 201V14 through April 2025

INTERNATIONAL

Club Number	Club Name	Charter Date	Status	Membership						Reports				Finance	LCIF		
				Current Member Count	YTD Members Added	YTD Members Dropped	YTD Net Growth	YTD Net Growth%	Member Count 12 Months Ago	Avg. length of service members	Months Since Last MMR ***	Yrs. Since Last Officer Report	President Rotation	Vice President Reported ****	Months Since Last Activity Report ***	Account Balance	Donations for current Fiscal Year
			Number of times on status quo within last two years	If below 15 members appears				If net loss is greater than 20% appears			If no report in 3 months appears in	When more than one year appears in	Number of repeat terms	Notes the officers that do not have an active	If no report at 12 months appears in red		
35624	WEDDERBURN	05/10/1978	Active	28	3	0	3	12.00%	26		1			N	T,M,SC	3	
22555	WENDOREE	10/21/1970	Active	3	0	0	0	0.00%	3		0		4		VP,SC	23	
22911	WOODEND	08/15/1972	Active	9	1	0	1	12.50%	8		1		12		M,VP,SC	1	
22912	WOOMELANG	04/30/1969	Active	22	0	0	0	0.00%	22		2		4		P,M,VP,SC	13	
22913	WYCHEPROOF	10/01/1962	Active	26	1	0	1	4.00%	26		2				P,VP,SC	6	

Clubs Cancelled Previous Fiscal Year – Clubs Cancelled within last 12 months may be reinstated

Club Number	Club Name	Charter Date	Current Status*	Cancellation Date
22531	JEPARIT	06/12/1973	Cancelled(6*)	08/29/2023

Current Total Clubs Count	YTD New Clubs Count	YTD Cancelled Clubs Count	YTD Net Club Gain	Current Total Members Count	YTD Add	YTD Drop	YTD Net Growth	YTD Net Growth %	Member Count 12 Months Ago	Average Member Count Per Club	% of Clubs with less than 20 members	% No MMR in 3 Months	% No Officer Report in 12 Months	% of Clubs with balance 90+ days	Number of Clubs in Status Quo	% Status Quo Clubs in Financial Suspension	Number of Cancelled Clubs	Average Cancelled Club Age	Members Lost Due to Cancellation	% of Clubs Cancelled for Non-Financial Reasons
72	0	0	0	1,142	83	88	-5	-0.44%	1,161	16	74%	25%	1%	1%	0	0%	0	0	0	0%

\* - P - Priority Club. Cancellation Reasons: 1-Objectives/conduct, 2-Non-active club, 5-Non-existing club, 6-Disbanding, 7-Merger, 8-Financial Suspension, 9-District/Multiple District Dues.

\*\* - Abbreviation: P-President, S-Secretary, T-Treasurer, M-Member Chairperson, VP-First Vice President, MC-Communications Chairperson, SC-Service Chairperson

\*\*\* - Abbreviation: N/R - Never reported using the Lions Clubs website, N/A - Not applicable, No password registered for the Lions Clubs website.

\*\*\*\* - Abbreviation: N - New, IP - Immediate Past, R - Repeat.




# Club Health Assessment for District 201WA through April 2025

			Status	Membership							Reports					Finance		LCIF
Club Number	Club Name	Charter Date		Current Member Count	YTD Members Added	YTD Members Dropped	YTD Net Growth	YTD Net Growth%	Member Count 12 Months Ago	Avg. length of service for dropped members	Months Since Last MMR ***	Yrs. Since Last Officer Report	President Rotation	Vice President Reported ****	Months Since Last Activity Report ***	Account Balance	Donations for current Fiscal Year	
			Number of times on status quo within last two years	If below 15 members appears					If net loss is greater than 20% appears		If no report in 3 months appears in	When more than one year appears in	Number of repeat terms	Notes the officers that do not have an active	If no report at 12 months appears in red			
Clubs less than two years old																		
157229	Western Australia Lions Diabetes	02/12/2024	Active	27	3	1	2	8.00%	25	0	1		2	N	2			
Clubs more than two years old																		
22914	ALBANY	01/28/1965	Active	13	2	0	2	18.18%	11		1			IP SC	3		\$176.33	
28062	ALBANY SOUTH COAST	02/14/1974	Active	18	0	0	0	0.00%	18		13		3	N M,SC	2		\$156.59	
22916	ARMADALE KELMSCOTT	08/09/1971	Active	24	4	0	4	20.00%	20		1		2	N SC	4		\$665.21	
117214	ATWELL	06/20/2012	Active	17	0	3	-3	-15.00%	20	7	0			R	4		\$209.30	
58511	AUSTRALIND	06/27/1996	Active	28	1	0	1	3.70%	29		0		2	R	0		\$1,245.46	
Exc Award (06/30/2017)																		
43651	BALDIVIS	03/09/1984	Active	18	4	2	2	12.50%	16	9	0			N SC	0		\$2,324.19	
Exc Award (06/30/2017)																		
49355	BALLAJURA	03/31/1989	Active	17	0	0	0	0.00%	17		0		3	R SC	8		\$529.59	
Exc Award (06/30/2017, 06/30/2018)																		
51957	BASSENDEAN	08/13/1991	Active	8	0	1	-1	-11.11%	9	4	1	1	None	P,S,T,M,VP SC	4		\$271.28	
33887	BENCUBBIN & DISTRICTS L C	05/05/1977	Active(1)	7	0	0	0	0.00%	7		14		2	R SC	3			
31577	BODDINGTON	01/16/1976	Active	27	10	2	8	42.11%	23	0	2		8	VP,SC	5	90+ Days		
22919	BOORAGOON	05/11/1973	Active	22	0	5	-5	-18.52%	28	17	2			N SC	1		\$531.46	
Exc Award (06/30/2022, 06/30/2023)																		
22920	BOYANUP INC	03/06/1973	Active	13	0	2	-2	-13.33%	18	6	8			VP,SC	3			
40203	BOYUP BROOK	06/30/1981	Active	8	0	0	0	0.00%	7		10		5	M,VP,SC	4	90+ Days		
38702	BRIDGETOWN	06/30/1980	Active	11	2	2	0	0.00%	11	4	3		None	P,S,M,VP,SC	24+			
22723	BROOME	12/27/1971	Active	21	0	4	-4	-16.00%	25	2	3		2	R SC	3			
22922	BRUNSWICK JUNCTION	04/07/1970	Active	30	2	3	-1	-3.23%	29	4	0			M,VP,SC	5			
22923	BULL CREEK L C	05/27/1970	Active	12	2	1	1	9.09%	11	0	1			R M,SC	1		\$1,667.79	
22926	BUSSELTON	05/31/1966	Active	56	6	7	-1	-1.75%	57	22	1		2	N	10		\$3,108.02	
Exc Award (06/30/2016, 06/30/2017, 06/30/2020)																		



# Club Health Assessment for District 201WA through April 2025

			Status	Membership							Reports					Finance		LCIF
Club Number	Club Name	Charter Date		Current Member Count	YTD Members Added	YTD Members Dropped	YTD Net Growth	YTD Net Growth%	Member Count 12 Months Ago	Avg. length of service for dropped members	Months Since Last MMR ***	Yrs. Since Last Officer Report	President Rotation	Vice President Reported ****	Months Since Last Activity Report ***	Account Balance	Donations for current Fiscal Year	
			Number of times on status quo within last two years	If below 15 members appears				If net loss is greater than 20% appears			If no report in 3 months appears in	When more than one year appears in	Number of repeat terms	Notes the officers that do not have an active	If no report at 12 months appears in red			
33889	CANNING CITY INC	05/18/1977	Active	25	3	2	1	4.17%	24	10	0		2	R	SC	7		\$1,307.74
55309	CARNAMAH	02/14/1994	Active	5	0	0	0	0.00%	5		9				M,VP,SC	24+		
22724	CARNARVON	10/29/1965	Active	11	0	0	0	0.00%	11		0		3		M,VP,SC	3		
22758	CITY OF PERTH HOST LC	09/22/1962	Active	9	0	2	-2	-18.18%	12	3	5		2		M,VP,SC	4		
45179	CLAREMONT NEDLANDS	06/27/1985	Active	19	0	0	0	0.00%	18		8		3	R	VP,SC	9		\$1,556.83
22929	COLLIE	05/09/1966	Active	27	1	5	-4	-12.90%	31	12	2			N	VP,SC	1		\$314.02
44764	COWARAMUP	03/28/1985	Active	26	3	2	1	4.00%	26	0	0			R	SC	0		\$2,584.74
43787	CUNDERDIN	04/09/1984	Active	17	1	3	-2	-10.53%	19	21	0				M,VP,SC	3		
47026	DALWALLINU & DIST	03/09/1987	Active	7	0	0	0	0.00%	7		19		2		M,VP,SC	24+		
22930	DARDANUP	12/29/1971	Active	32	2	1	1	3.23%	31	3	0			N	P,VP	0		\$1,000.00
22931	DENMARK	11/26/1973	Active	16	3	0	3	23.08%	13		1		3	R	M,SC	0		
43529	DONGARA DENISON	02/10/1984	Active	22	2	0	2	10.00%	20		7		3		VP,SC	0		
41050	DONNYBROOK	03/18/1982	Active	10	2	2	0	0.00%	11	12	1				P,M,VP,SC	24+		
Exc Award (06/30/2017)																		
29595	DUNCRAIG	06/07/1974	Active	32	1	1	0	0.00%	35	8	0			N	S	0		
Exc Award (06/30/2018, 06/30/2019)																		
38496	DUNSBOROUGH	05/20/1980	Active	30	3	0	3	11.11%	28		0				VP,SC	3		\$1,245.46
29317	EATON	05/03/1974	Active	20	0	1	-1	-4.76%	24	21	3			N	P,SC	8		
65266	ELLENBROOK	04/23/2002	Active	15	3	3	0	0.00%	15	7	4				VP,SC	2		\$622.73
22932	ESPERANCE	04/23/1968	Active	17	3	1	2	13.33%	15	22	0				M,VP,SC	0		
101638	FALCON INC	03/31/2008	Active	35	3	2	1	2.94%	37	20	1			N	SC	0		\$1,581.34
22750	FLOREAT	08/03/1965	Active	20	1	1	0	0.00%	20	37	1			IP	M,SC	13		
22934	FREMANTLE	02/21/1964	Active	14	2	1	1	7.69%	13	27	1			N	SC	4		\$140.93
22933	FREMANTLE EAST	04/28/1972	Active	8	0	0	0	0.00%	8		12		13	R	SC	5		
22731	GERALDTON	12/08/1965	Active	9	0	0	0	0.00%	9		23	2	None		P,S,T,M,VP SC	24+		



# Club Health Assessment for District 201WA through April 2025

			Status	Membership							Reports					Finance		LCIF
Club Number	Club Name	Charter Date		Current Member Count	YTD Members Added	YTD Members Dropped	YTD Net Growth	YTD Net Growth%	Member Count 12 Months Ago	Avg. length of service for dropped members	Months Since Last MMR ***	Yrs. Since Last Officer Report	President Rotation	Vice President Reported ****	Months Since Last Activity Report ***	Account Balance	Donations for current Fiscal Year	
			Number of times on status quo within last two years	If below 15 members appears				If net loss is greater than 20% appears			If no report in 3 months appears in	When more than one year appears in	Number of repeat terms	Notes the officers that do not have an active	If no report at 12 months red			
31873	GINGIN CHITTERING	03/18/1976	Active	14	2	0	2	16.67%	12		2			M,VP,SC	0			
38819	GIRRAWHEEN L C	07/07/1980	Active	19	1	0	1	5.56%	18		8			R	P,SC	8		
22927	GOSNELLS	07/16/1969	Active	22	2	8	-6	-21.43%	28	25	0			N	M,SC	0		
102028	HANNANS GOLDFIELDS	05/23/2008	Active(1)	10	0	1	-1	-9.09%	12	14	1		3		P,M,VP,SC	4		
144465	Harrisdale Piara Waters	04/19/2021	Active	12	0	0	0	0.00%	14		0		4		M,VP,SC	24+		
40540	HARVEY	11/17/1981	Active	21	0	0	0	0.00%	22		0		None	N	P,SC	4		
35415	HYDEN	04/12/1978	Active	13	1	2	-1	-7.14%	14	18	1				T,M,VP,SC	24+		
61934	JANDAKOT LAKES	05/17/1999	Active(1)	4	3	0	3	300.00%	3		8				M,VP,SC	24+		
35625	JERRAMUNGUP	05/26/1978	Active	15	2	0	2	15.38%	13		9		7		M,VP,SC	9		
22935	KALAMUNDA	05/21/1968	Active	13	1	4	-3	-18.75%	17	15	1		2	R	M,SC	12		
22735	KALGOORLIE	06/01/1967	Active	9	0	0	0	0.00%	9		10				VP,SC	13		
22936	KATANNING	03/12/1973	Active	14	2	1	1	7.69%	13	2	2		3		VP,SC	0		
50959	KINGSLEY-WOODVALE	09/25/1990	Active	19	2	3	-1	-5.00%	22	5	2		4	N	S,M,SC	1	\$1,621.21	
36746	KOJONUP	03/08/1979	Active	20	0	3	-3	-13.04%	23	28	0			N	SC	8		
22938	KONDININ	09/13/1973	Active	7	1	1	0	0.00%	7	2	5		3	R	SC	1		
22939	KULIN	12/05/1972	Active	12	0	0	0	0.00%	12		12		3	R	T,M,SC	24+		
22940	KWINANA	03/28/1968	Active	17	3	0	3	21.43%	14		1			N		3		
Exc Award (06/30/2018)																		
22941	LAKE GRACE	11/13/1969	Active	11	1	1	0	0.00%	13	39	1		3	R	M,SC	10		
95278	LANCELIN AND DISTRICTS	01/30/2006	Active	10	2	3	-1	-9.09%	10	12	1		3		VP,SC	19		
41839	LEEMING & DIST	09/23/1982	Active	11	0	1	-1	-8.33%	12	6	1				VP	0		
22942	LEEWIN	10/12/1971	Active	33	6	10	-4	-10.81%	36	5	2		4		VP,SC	24+		
22943	MANDURAH	06/07/1971	Active	50	5	1	4	8.70%	46	5	1		2	R	SC	1	\$664.32	
Exc Award (06/30/2024)																		
22944	MANJIMUP	05/05/1968	Active	10	2	0	2	25.00%	11		1				VP	1	\$155.68	




# Club Health Assessment for District 201WA through April 2025

			Status	Membership							Reports					Finance	LCIF
Club Number	Club Name	Charter Date		Current Member Count	YTD Members Added	YTD Members Dropped	YTD Net Growth	YTD Net Growth%	Member Count 12 Months Ago	Avg. length of service for dropped members	Months Since Last MMR ***	Yrs. Since Last Officer Report	President Rotation	Vice President Reported ****	Months Since Last Activity Report ***	Account Balance	Donations for current Fiscal Year
			Number of times on status quo within last two years	If below 15 members appears				If net loss is greater than 20% appears			If no report in 3 months appears in	When more than one year appears in	Number of repeat terms	Notes the officers that do not have an active	If no report at 12 months appears in red		
99495	MARGARET RIVER	05/30/2007	Active	26	0	0	0	0.00%	26		8			VP,SC	12		\$1,565.94
	Exc Award (06/30/2023)																
59621	MOORA	05/15/1997	Active	22	4	4	0	0.00%	22	1	0			M,VP,SC	1		\$622.73
22948	MT BARKER	12/11/1969	Active(1)	27	2	0	2	8.00%	24		1			R	13		
42210	NANNUP	01/21/1983	Active	13	0	1	-1	-7.14%	14	4	3		3	M,VP,SC	24+		
36403	NAREMBEEN	12/29/1978	Active	12	5	0	5	71.43%	9		0			N	SC	N/R	
22950	NARROGIN	06/13/1968	Active	33	2	6	-4	-10.81%	36	33	0			N	M,SC	0	
22745	NEWMAN	10/05/1971	Active(1)	9	4	0	4	80.00%	5		3		11	S,M,VP,SC	8		
40668	NORANDA	12/01/1981	Active	25	11	4	7	38.89%	18	34	0		2	R	SC	4	
107810	NORTH BEACH	03/26/2010	Active	23	5	0	5	27.78%	18		1		2	R	M,SC	0	\$326.58
22951	NORTHAM	05/21/1968	Active	34	3	0	3	9.68%	31		0		3	N	VP	1	\$2,328.23
	Exc Award (06/30/2016)																
22747	NORTHAMPTON	08/20/1970	Active	23	0	0	0	0.00%	23		14			P,M,VP,SC	24+		
41840	PINGRUP	09/27/1982	Active	12	0	0	0	0.00%	12		34		3	P,M,VP,SC	N/R		
22952	PINJARRA	01/03/1974	Active	20	3	1	2	11.11%	19	1	0		2	R	P,SC	6	90+ Days
60305	PORT KENNEDY	01/20/1998	Active	16	1	3	-2	-11.11%	15	7	0		2		VP,SC	11	
	Exc Award (06/30/2018, 06/30/2019)																
22954	ROCKINGHAM	03/23/1967	Active	23	1	3	-2	-8.00%	26	1	4		2	N		1	\$1,328.64
31486	SERPENTINE-JARRAHDALE	12/15/1975	Active	13	2	4	-2	-13.33%	14	3	3			T,VP,SC	3		
22955	SOUTH PERTH	10/26/1965	Active	21	4	2	2	10.53%	19	16	0		2	R	SC	4	\$622.73
22756	STIRLING	03/23/1971	Active	16	2	2	0	0.00%	16	8	4		2	R	SC	1	
	Exc Award (06/30/2018)																
35089	TAMBELLUP	02/02/1978	Active	16	3	1	2	14.29%	14	11	1		5	P,M,VP,SC	1		\$157.01
22759	THREE SPRINGS	01/09/1973	Active(1)	9	0	0	0	0.00%	9		5		3	T,M,VP,SC	24+	90+ Days	
32747	TOODYAY	09/14/1976	Active	15	1	0	1	7.14%	14		1		2		VP,SC	12	
140866	Vasse	02/28/2020	Active	33	1	0	1	3.13%	35		0		3	R		8	\$140.31



## Club Health Assessment for District 201WA through April 2025

			Status		Membership						Reports					Finance		LCIF		
Club Number	Club Name	Charter Date			Current Member Count	YTD Members Added	YTD Members Dropped	YTD Net Growth	YTD Net Growth%	Member Count 12 Months Ago	Avg. length of service for dropped members	Months Since Last MMR ***	Yrs. Since Last Officer Report	President Rotation	Vice President Reported ****	Months Since Last Activity Report ***	Account Balance	Donations for current Fiscal Year		
			Number of times on status quo within last two years		If below 15 members appears				If net loss is greater than 20% appears			If no report in 3 months appears in	When more than one year appears in	Number of repeat terms	Notes the officers that do not have an active	If no report at 12 months appears in red				
Exc Award (06/30/2022)																				
22958	VICTORIA PARK	04/17/1963	Active(1)		23	0	0	0	0.00%	23		13		3	N	15				
22959	WAGIN	05/03/1966	Active		16	0	0	0	0.00%	16		13		2	R	24+				
37264	WANDERING	06/14/1979	Active		20	2	4	-2	-9.09%	22	8	0			P,M,VP,SC	1				
22761	WANNEROO	05/03/1971	Active		17	5	1	4	30.77%	13	4	0		IP	SC	21				
22960	WAROONA	03/18/1969	Active		23	0	3	-3	-11.54%	31	33	1		2	N	1				
Exc Award (06/30/2017, 06/30/2018)																				
153745	Western Australia Multicultural	03/02/2023	Active		30	6	8	-2	-6.25%	35	3	0		3	R	SC	9			
37709	WHITFORD	11/21/1979	Active		13	5	0	5	62.50%	7		1		2	R	SC	8	\$932.41		
Current Total Clubs Count	YTD New Clubs Count	YTD Cancelled Clubs Count	YTD Net Club Gain	Current Total Members Count	YTD Add	YTD Drop	YTD Net Growth	YTD Net Growth %	Member Count 12 Months Ago	Average Member Count Per Club	% of Clubs with less than 20 members	% No MMR in 3 Months	% No Officer Report in 12 Months	% of Clubs with balance 90+ days	Number of Clubs in Status Quo	% Status Quo Clubs in Financial Suspension	Number of Cancelled Clubs	Average Cancelled Club Age	Members Lost Due to Cancellation	% of Clubs Cancelled for Non-Financial Reasons
94	0	0	0	1,752	177	146	31	1.80%	1,760	19	59%	34%	2%	4%	0	0%	0	0	0	0%

\* - P - Priority Club. Cancellation Reasons: 1-Objectives/conduct, 2-Non-active club, 5-Non-existing club, 6-Disbanding, 7-Merger, 8-Financial Suspension, 9-District/Multiple District Dues.


\*\* - Abbreviation: P-President, S-Secretary, T-Treasurer, M-Member Chairperson, VP-First Vice President, MC-Communications Chairperson, SC-Service Chairperson

\*\*\* - Abbreviation: N/R - Never reported using the Lions Clubs website, N/A - Not applicable, No password registered for the Lions Clubs website.

\*\*\*\* - Abbreviation: N - New, IP - Immediate Past, R - Repeat.



Club Health Assessment for District 201W2 - Cancelled through April 2025

			Status	Membership							Reports					Finance	LCIF
Club Number	Club Name	Charter Date		Current Member Count	YTD Members Added	YTD Members Dropped	YTD Net Growth	YTD Net Growth%	Member Count 12 Months Ago	Avg. length of service for dropped members	Months Since Last MMR ***	Yrs. Since Last Officer Report	President Rotation	Vice President Reported ****	Months Since Last Activity Report ***	Account Balance	Donations for current Fiscal Year
			Number of times on status quo within last two years	If below 15 members appears			If net loss is greater than 20% appears				If no report in 3 months appears in	When more than one year appears in	Number of repeat terms	Notes the officers that do not have an active	If no report at 12 months appears in red		

Clubs Cancelled Previous Fiscal Year – Clubs Cancelled within last 12 months may be reinstated

Club Number	Club Name	Charter Date	Current Status*	Cancellation Date
50219	CAPEL	02/21/1990	Cancelled(6*)	02/29/2024

Current Total Clubs Count	YTD New Clubs Count	YTD Cancelled Clubs Count	YTD Net Club Gain	Current Total Members Count	YTD Add	YTD Drop	YTD Net Growth	YTD Net Growth %	Member Count 12 Months Ago	Average Member Count Per Club	% of Clubs with less than 20 members	% No MMR in 3 Months	% No Officer Report in 12 Months	% of Clubs with balance 90+ days	Number of Clubs in Status Quo	% Status Quo Clubs in Financial Suspension	Number of Cancelled Clubs	Average Cancelled Club Age	Members Lost Due to Cancellation	% of Clubs Cancelled for Non-Financial Reasons
0	0	0	0	0	0	0	0	100.00%	0	0	0%	0%	0%	0%	0	0%	0	0	0	0%

\* - P - Priority Club. Cancellation Reasons: 1-Objectives/conduct, 2-Non-active club, 5-Non-existing club, 6-Disbanding, 7-Merger, 8-Financial Suspension, 9-District/Multiple District Dues.  
\*\* - Abbreviation: P-President, S-Secretary, T-Treasurer, M-Member Chairperson, VP-First Vice President, MC-Communications Chairperson, SC-Service Chairperson  
\*\*\* - Abbreviation: N/R - Never reported using the Lions Clubs website, N/A - Not applicable, No password registered for the Lions Clubs website.  
\*\*\*\* - Abbreviation: N - New, IP - Immediate Past, R - Repeat.



# Club Health Assessment for District 202 D through April 2025

			Status	Membership							Reports					Finance		LCIF
Club Number	Club Name	Charter Date		Current Member Count	YTD Members Added	YTD Members Dropped	YTD Net Growth	YTD Net Growth%	Member Count 12 Months Ago	Avg. length of service for dropped members	Months Since Last MMR ***	Yrs. Since Last Officer Report	President Rotation	Vice President Reported ****	Months Since Last Activity Report ***	Account Balance	Donations for current Fiscal Year	
			Number of times on status quo within last two years	If below 15 members appears				If net loss is greater than 20% appears			If no report in 3 months appears in	When more than one year appears in	Number of repeat terms	Notes the officers that do not have an active	If no report at 12 months appears in red			
Clubs less than two years old																		
156492	Palmerston North Clearview Park Exc Award (06/30/2024)	11/02/2023	Active	24	1	1	0	0.00%	21	2	2		2	N	M,SC	1		
Clubs more than two years old																		
23244	ASHHURST POHANGINA	10/26/1971	Active	23	2	2	0	0.00%	23	18	2		5		M,VP,SC	24+		
23245	BELL BLOCK AND DISTRICTS Exc Award (06/30/2016)	05/17/1972	Active	22	0	1	-1	-4.35%	23	1	2			N	M,SC	21	\$70.00	
31079	COLYTON-BUNNYTHORPE Exc Award (06/30/2016, 06/30/2017, 06/30/20)	07/10/1975	Active	39	0	1	-1	-2.50%	38	9	3				T,M,VP,SC	10		
23247	ELTHAM Exc Award (06/30/2016, 06/30/2017, 06/30/20)	10/13/1970	Active	40	1	2	-1	-2.44%	40	7	0			N		0	\$874.23	
23248	FEILDING	12/14/1961	Active	33	1	5	-4	-10.81%	37	14	1		2		M,VP	24+		
34474	FEILDING MANCHESTER	09/20/1977	Active	29	0	3	-3	-9.38%	31	18	1			N	SC	11		
23249	FOXTON Exc Award (06/30/2017)	12/16/1965	Active	12	2	2	0	0.00%	12	25	0		2		M,VP,SC	0		
53041	FOXTON TE AWAHOU	05/01/1992	Active	19	1	1	0	0.00%	19	44	0			N	M,SC	1		
52903	HAWERA MT VIEW	04/21/1992	Active	28	1	1	0	0.00%	29	1	7		2	R	SC	2	\$232.38	
23251	HUNTERVILLE	05/15/1967	Active	33	0	0	0	0.00%	31		9		2		M,VP,SC	10		
23252	INGLEWOOD Exc Award (06/30/2018, 06/30/2023, 06/30/20)	05/02/1967	Active	33	0	2	-2	-5.71%	33	16	0			N	SC	13	\$234.33	
23253	KAIRANGA Exc Award (06/30/2017, 06/30/2018, 06/30/20)	06/15/1973	Active	42	3	2	1	2.44%	40	5	3			N		0		
23255	KAPONGA Exc Award (06/30/2018, 06/30/2023)	03/29/1972	Active	34	4	3	1	3.03%	35	12	0			N	SC	0	\$5,810.46	
23259	MARTON	03/24/1964	Active	27	10	5	5	22.73%	23	3	0				M,VP,SC	1		
141620	New Plymouth Central Exc Award (06/30/2021, 06/30/2022, 06/30/20)	06/20/2020	Active	27	2	3	-1	-3.57%	28	2	4			N	SC	2	\$281.64	



# Club Health Assessment for District 202 D through April 2025

			Status	Membership						Reports					Finance	LCIF	
Club Number	Club Name	Charter Date		Current Member Count	YTD Members Added	YTD Members Dropped	YTD Net Growth	YTD Net Growth%	Member Count 12 Months Ago	Avg. length of service for dropped members	Months Since Last MMR ***	Yrs. Since Last Officer Report	President Rotation	Vice President Reported ****	Months Since Last Activity Report ***	Account Balance	Donations for current Fiscal Year
			Number of times on status quo within last two years	If below 15 members appears				If net loss is greater than 20% appears			If no report in 3 months appears in	When more than one year appears in	Number of repeat terms	Notes the officers that do not have an active	If no report at 12 months appears in red		
41211	NEW PLYMOUTH PAKEKE Exc Award (06/30/2021)	04/02/1982	Active	37	2	0	2	5.71%	35		0			N	22		
36405	NORMANBY & DISTRICTS L C Exc Award (06/30/2016, 06/30/2017, 06/30/2018)	12/20/1978	Active	34	2	5	-3	-8.11%	38	22	0			N	1		\$235.98
23263	OKATO	05/10/1970	Active	18	1	0	1	5.88%	18		1		2	M,VP,SC	0		
23264	OPUNAKE Exc Award (06/30/2020, 06/30/2024)	10/10/1968	Active	66	20	1	19	40.43%	47	0	0			N	1		\$342.74
52904	OPUNAKE LAKESIDE	04/20/1992	Active	10	0	4	-4	-28.57%	14	4	2		None	P,M,VP,SC	2		\$113.12
31171	PALMERSTON NORTH FITZHERBERT Exc Award (06/30/2024)	09/08/1975	Active	22	2	3	-1	-4.35%	22	14	0			N	0		\$340.16
53495	PALMERSTON NORTH HEARTLAND Exc Award (06/30/2016, 06/30/2019, 06/30/2020)	07/01/1992	Active	40	5	5	0	0.00%	41	5	0			VP	0		\$357.66
23269	PALMERSTON NORTH MID DISTRICT Exc Award (06/30/2020)	10/22/1968	Active	54	6	2	4	8.00%	50	36	0			N	0		\$10.00
48732	PALMERSTON NORTH PAPAIOEA ROSE CITY Exc Award (06/30/2020)	06/22/1988	Active	17	0	2	-2	-10.53%	18	14	0			VP	0		\$578.05
23270	PATEA	09/30/1969	Active	11	0	0	0	0.00%	12		4		2	M,VP,SC	0		
23273	RONGOTE A & DISTRICT Exc Award (06/30/2016)	07/03/1968	Active	48	3	0	3	6.67%	43		1			N	12		
23274	RUAPEHU LIONS CLUB	08/18/1965	Active	16	0	0	0	0.00%	16		1		5	M,VP,SC	11		\$608.45
23276	STRATFORD Exc Award (06/30/2022, 06/30/2023, 06/30/2024)	11/29/1962	Active	48	6	2	4	9.09%	43	10	0			N	0		
34690	TOKO & DISTRICTS L C Exc Award (06/30/2019, 06/30/2023)	11/29/1977	Active	37	1	1	0	0.00%	32	46	0			N	0		\$1,729.74
23282	WAITARA Exc Award (06/30/2016)	12/07/1966	Active	10	1	4	-3	-23.08%	13	16	0		2	N	11		
23283	WANGANUI L C	08/22/1961	Active	21	2	2	0	0.00%	21	9	4		3	M,VP,SC	11		



## Club Health Assessment for District 202 D through April 2025

Club Number	Club Name	Charter Date	Status	Membership							Reports					Finance	LCIF
				Current Member Count	YTD Members Added	YTD Members Dropped	YTD Net Growth	YTD Net Growth%	Member Count 12 Months Ago	Avg. length of service for dropped members	Months Since Last MMR ***	Yrs. Since Last Officer Report	President Rotation	Vice President Reported ****	Months Since Last Activity Report ***	Account Balance	Donations for current Fiscal Year
			Number of times on status quo within last two years	If below 15 members appears				If net loss is greater than 20% appears			If no report in 3 months appears	When more than one year appears in	Number of repeat terms	Notes the officers that do not have an active	If no report at 12 months appears in red		
23285	WAVERLEY	04/06/1967	Active	24	0	3	-3	-11.11%	29	22	4		N	M,SC	17		

Clubs Cancelled Previous Fiscal Year – Clubs Cancelled within last 12 months may be reinstated

Club Number	Club Name	Charter Date	Current Status*	Cancellation Date
53018	FEILDING KOWHAI	05/05/1992	Cancelled(6*)	12/29/2023

Current Total Clubs Count	YTD New Clubs Count	YTD Cancelled Clubs Count	YTD Net Club Gain	Current Total Members Count	YTD Add	YTD Drop	YTD Net Growth	YTD Net Growth %	Member Count 12 Months Ago	Average Member Count Per Club	% of Clubs with less than 20 members	% No MMR in 3 Months	% No Officer Report in 12 Months	% of Clubs with balance 90+ days	Number of Clubs in Status Quo	% Status Quo Clubs in Financial Suspension	Number of Cancelled Clubs	Average Cancelled Club Age	Members Lost Due to Cancellation	% of Clubs Cancelled for Non-Financial Reasons
33	0	0	0	978	79	68	11	1.14%	955	30	24%	24%	0%	0%	0	0%	0	0	0	0%

\* - P - Priority Club. Cancellation Reasons: 1-Objectives/conduct, 2-Non-active club, 5-Non-existing club, 6-Disbanding, 7-Merger, 8-Financial Suspension, 9-District/Multiple District Dues.

\*\* - Abbreviation: P-President, S-Secretary, T-Treasurer, M-Member Chairperson, VP-First Vice President, MC-Communications Chairperson, SC-Service Chairperson

\*\*\* - Abbreviation: N/R - Never reported using the Lions Clubs website, N/A - Not applicable, No password registered for the Lions Clubs website.

\*\*\*\* - Abbreviation: N - New, IP - Immediate Past, R - Repeat.



# Club Health Assessment for District 202 E through April 2025

			Status	Membership							Reports					Finance		LCIF
Club Number	Club Name	Charter Date		Current Member Count	YTD Members Added	YTD Members Dropped	YTD Net Growth	YTD Net Growth%	Member Count 12 Months Ago	Avg. length of service for dropped members	Months Since Last MMR ***	Yrs. Since Last Officer Report	President Rotation	Vice President Reported ****	Months Since Last Activity Report ***	Account Balance	Donations for current Fiscal Year	
			Number of times on status quo within last two years	If below 15 members appears				If net loss is greater than 20% appears			If no report in 3 months appears in	When more than one year appears in	Number of repeat terms	Notes the officers that do not have an active	If no report at 12 months appears in red			
Clubs more than two years old																		
43105	AHAURA GREY VALLEY	10/18/1983	Active	16	0	0	0	0.00%	16		13		None	P,S,T,M,VP SC SC	20	90+ Days		
23286	AKAROA AND BAYS L C	12/29/1971	Active	48	8	2	6	14.29%	44	6	1			N	24+			
Exc Award (06/30/2016, 06/30/2017)																		
35627	AMBERLEY DISTRICT L C	05/02/1978	Active	38	0	4	-4	-9.52%	42	19	0			R	0			
Exc Award (06/30/2019)																		
23287	AMURI	06/29/1972	Active	29	1	2	-1	-3.33%	32	13	2			IP	0			
53205	Beavertown Blenheim	06/01/1992	Active	29	1	1	0	0.00%	30	1	2		4	N	2		\$58.58	
Exc Award (06/30/2016, 06/30/2018, 06/30/20)																		
23289	BLENHEIM	02/25/1963	Active	62	16	14	2	3.33%	59	14	0			N	0		\$2,159.07	
Exc Award (06/30/2017, 06/30/2018, 06/30/20)																		
23290	CHEVIOT	12/04/1968	Active	23	2	2	0	0.00%	23	15	3			N	24+			
59866	CHRISTCHURCH CHINESE	07/16/1997	Active	31	8	1	7	29.17%	24	20	4			N	24+			
66350	CHRISTCHURCH CITY BREAKFAST	06/28/2002	Active	7	0	1	-1	-12.50%	8	3	5			N	22			
Exc Award (06/30/2019)																		
33893	CHRISTCHURCH FERRYMEAD	05/12/1977	Active	11	0	4	-4	-26.67%	15	20	2		4	N	0		\$1,002.26	
23291	CHRISTCHURCH HOST	09/30/1959	Active	14	0	0	0	0.00%	16		10			N	1			
Exc Award (06/30/2016)																		
53121	CHRISTCHURCH PEGASUS	05/18/1992	Active	11	4	2	2	22.22%	11	9	0			R	24+			
48874	CHRISTCHURCH SEAVIEW	08/26/1988	Cancelled(6*)	0	0	0	0	0.00%	11		10		None	P,S,T,M,VP SC	24+	90+ Days		
Exc Award (06/30/2019)																		
23293	CHRISTCHURCH SOUTH	02/02/1966	Active	14	1	2	-1	-6.67%	16	26	1		None	P,VP,SC	12			
23295	ELLESMERE	02/12/1970	Active	66	3	2	1	1.54%	66	21	0			N	0		\$556.96	
Exc Award (06/30/2016)																		
40323	GLENMARK	08/28/1981	Active	32	2	2	0	0.00%	31	32	0			N	0			
23315	GOLDEN BAY	08/25/1964	Active	24	2	4	-2	-7.69%	29	13	0		2	N	24+			
Exc Award (06/30/2016, 06/30/2020)																		




# Club Health Assessment for District 202 E through April 2025

Club Number	Club Name	Charter Date	Status	Membership							Reports					Finance	LCIF
				Current Member Count	YTD Members Added	YTD Members Dropped	YTD Net Growth	YTD Net Growth%	Member Count 12 Months Ago	Avg. length of service for dropped members	Months Since Last MMR ***	Yrs. Since Last Officer Report	President Rotation	Vice President Reported ****	Months Since Last Activity Report ***	Account Balance	Donations for current Fiscal Year
			Number of times on status quo within last two years	If below 15 members appears				If net loss is greater than 20% appears			If no report in 3 months appears in	When more than one year appears in	Number of repeat terms	Notes the officers that do not have an active	If no report at 12 months appears in red		
23298	GREYMOUTH	09/21/1963	Active	28	1	2	-1	-3.45%	33	3	0		2	VP,SC	24+		\$366.35
35628	HALSWELL DISTRICT L C	05/12/1978	Active	29	6	1	5	20.83%	23	47	0		3	R	11		
	Exc Award (06/30/2017, 06/30/2022)																
43107	HANMER SPRINGS	10/18/1983	Active	11	0	0	0	0.00%	11		11	1	None	P,S,T,M,VP SC	20		
23299	HAVELOCK	02/08/1966	Active	26	2	0	2	8.33%	27		0			N	0		\$312.22
	Exc Award (06/30/2017, 06/30/2019, 06/30/20)																
33579	HAWARDEN WAIKARI	03/29/1977	Active	30	2	2	0	0.00%	28	28	6			N	1		
	Exc Award (06/30/2016, 06/30/2019)																
23300	HOKITIKA	10/05/1965	Active	9	0	12	-12	-57.14%	17	2	0		2	M,VP,SC	18		
	Exc Award (06/30/2016, 06/30/2022)																
23301	KAIKOURA	08/31/1964	Active	29	3	6	-3	-9.38%	32	6	0		2	N	0		
	Exc Award (06/30/2016, 06/30/2019, 06/30/20)																
52305	KAIKOURA SEAWARD	12/19/1991	Active	37	5	2	3	8.82%	32	4	0		2	R	0		\$625.79
	Exc Award (06/30/2017, 06/30/2019, 06/30/20)																
23303	MALVERN	09/07/1971	Active	55	5	4	1	1.85%	52	5	0			N	0		\$3,166.92
	Exc Award (06/30/2016, 06/30/2019)																
23305	MOTUEKA	02/27/1964	Active	25	7	2	5	25.00%	19	1	0			N	4		\$585.84
	Exc Award (06/30/2016)																
23306	NELSON HOST	11/21/1962	Active	27	0	9	-9	-25.00%	37	8	0		2	N	1		
	Exc Award (06/30/2016, 06/30/2023)																
145142	Nelson Lioness	03/01/2021	Active	18	0	2	-2	-10.00%	20	4	7		5	N	1		
	Exc Award (06/30/2023)																
23307	NEW BRIGHTON	09/09/1963	Active	23	0	1	-1	-4.17%	24	1	0		7	R	0		\$312.22
	Exc Award (06/30/2016, 06/30/2018, 06/30/20)																
37529	OXFORD & DISTRICTS L C	09/05/1979	Active	47	10	4	6	14.63%	41	11	3		2		1		\$585.84
	Exc Award (06/30/2020, 06/30/2023)													S,M,VP,SC			
23308	PICTON	12/02/1965	Active	23	1	2	-1	-4.17%	25	39	0			N	24+		\$936.67
	Exc Award (06/30/2020, 06/30/2021)																
23309	RANGIORA	07/04/1963	Active	30	2	2	0	0.00%	35	28	0			N	3		\$674.78



## Club Health Assessment for District 202 E through April 2025

			Status	Membership							Reports					Finance		LCIF
Club Number	Club Name	Charter Date		Current Member Count	YTD Members Added	YTD Members Dropped	YTD Net Growth	YTD Net Growth%	Member Count 12 Months Ago	Avg. length of service for dropped members	Months Since Last MMR ***	Yrs. Since Last Officer Report	President Rotation	Vice President Reported ****	Months Since Last Activity Report ***	Account Balance	Donations for current Fiscal Year	
			Number of times on status quo within last two years	If below 15 members appears				If net loss is greater than 20% appears			If no report in 3 months appears	When more than one year appears in	Number of repeat terms	Notes the officers that do not have an active	If no report at 12 months red			
Exc Award (06/30/2019)																		
145141	Rangiora Lioness	03/01/2021	Active	10	2	0	2	25.00%	9		3		5	T,M,VP	1		\$124.89	
23310	RENWICK	09/21/1970	Active	13	0	3	-3	-18.75%	18	5	0		6	M,VP,SC	10			
23311	RICHMOND	11/06/1968	Active	20	1	0	1	5.26%	19		2			N	M,SC	6	\$298.37	
Exc Award (06/30/2019, 06/30/2024)																		
35496	ROLLESTON & DISTRICTS	04/27/1978	Active	44	7	2	5	12.82%	42	11	0			N	SC	1	\$1,400.99	
Exc Award (06/30/2016, 06/30/2018, 06/30/2020)																		
23312	SEDDON	09/08/1970	Active	36	2	2	0	0.00%	34	2	0			N	SC	1	\$589.94	
Exc Award (06/30/2020, 06/30/2024)																		
65303	SELWYN	05/15/2002	Active	26	4	1	3	13.04%	22	5	0			N	SC	0	\$261.62	
Exc Award (06/30/2016, 06/30/2018, 06/30/2020)																		
23320	WIGRAM	11/20/1972	Active	52	23	13	10	23.81%	43	28	1			N	SC	1		
Exc Award (06/30/2017, 06/30/2018, 06/30/2020)																		
45012	WOODEND PEGASUS	05/08/1985	Active	18	7	1	6	50.00%	13	19	0		2	M,VP,SC	4			
Exc Award (06/30/2022)																		

Clubs Cancelled Previous Fiscal Year – Clubs Cancelled within last 12 months may be reinstated

Club Number	Club Name	Charter Date	Current Status*	Cancellation Date
133490	Wigram Skies Area	01/09/2018	Cancelled(6*)	06/29/2024

Current Total Clubs Count	YTD New Clubs Count	YTD Cancelled Clubs Count	YTD Net Club Gain	Current Total Members Count	YTD Add	YTD Drop	YTD Net Growth	YTD Net Growth %	Member Count 12 Months Ago	Average Member Count Per Club	% of Clubs with less than 20 members	% No MMR in 3 Months	% No Officer Report in 12 Months	% of Clubs with balance 90+ days	Number of Clubs in Status Quo	% Status Quo Clubs in Financial Suspension	Number of Cancelled Clubs	Average Cancelled Club Age	Members Lost Due to Cancellation	% of Clubs Cancelled for Non-Financial Reasons
40	0	1	-1	1,121	138	116	22	2.00%	1,129	28	30%	25%	3%	3%	0	0%	1	42	0	100%

\* - P - Priority Club. Cancellation Reasons: 1-Objectives/conduct, 2-Non-active club, 5-Non-existing club, 6-Disbanding, 7-Merger, 8-Financial Suspension, 9-District/Multiple District Dues.

\*\* - Abbreviation: P-President, S-Secretary, T-Treasurer, M-Member Chairperson, VP-First Vice President, MC-Communications Chairperson, SC-Service Chairperson

\*\*\* - Abbreviation: N/R - Never reported using the Lions Clubs website, N/A - Not applicable, No password registered for the Lions Clubs website.

\*\*\*\* - Abbreviation: N - New, IP - Immediate Past, R - Repeat.



# Club Health Assessment for District 202 F through April 2025

Club Number	Club Name	Charter Date	Status	Membership							Reports					Finance	LCIF
				Current Member Count	YTD Members Added	YTD Members Dropped	YTD Net Growth	YTD Net Growth%	Member Count 12 Months Ago	Avg. length of service members	Months Since Last MMR ***	Yrs. Since Last Officer Report	President Rotation	Vice President Reported ****	Months Since Last Activity Report ***	Account Balance	Donations for current Fiscal Year
			Number of times on status quo within last two years	If below 15 members appears				If net loss is greater than 20% appears			If no report in 3 months appears in	When more than one year appears in	Number of repeat terms	Notes the officers that do not have an active	If no report at 12 months appears in red		
<b>Clubs more than two years old</b>																	
23321	ALEXANDRA	04/05/1967	Active	39	9	1	8	25.81%	29	3	1		2	M,VP,SC	2		
53890	ALEXANDRA DUNSTAN	12/09/1992	Cancelled(6*)	0	0	0	0	0.00%	8		10	1	None	P,S,T,M,VP SC	24+		
136199	Balclutha	08/30/2018	Active	6	0	0	0	0.00%	10		10		3	M,VP,SC	4		
55021	BALCLUTHA CLUTHA VALLEY	11/03/1993	Active	32	0	0	0	0.00%	33		10			T,M,VP,SC	24		
36498	BALFOUR	01/23/1979	Active	27	0	5	-5	-15.63%	32	18	1			M,VP,SC	2		\$292.92
23324	CLINTON	11/08/1967	Active	39	0	5	-5	-11.36%	44	17	1		2	P,M,VP,SC	24+	90+ Days	
122433	Clyde & Districts	06/16/2014	Active	38	0	0	0	0.00%	39		3			N M,SC	0		\$228.50
23325	CROMWELL	06/10/1969	Active	70	4	8	-4	-5.41%	72	12	0			N M,SC	4		\$1,018.97
53901	CROMWELL LAKE DUNSTAN	12/15/1992	Active	25	1	2	-1	-3.85%	26	6	2			P,M,VP,SC	1		\$159.58
53928	GORE HOKONUI	12/22/1992	Active	31	1	1	0	0.00%	31	15	6		2	R M,SC	0		\$100.00
23330	GORE HOST	04/30/1963	Active	22	0	0	0	0.00%	22		10			R M,SC	1		
45183	GORE PAKEKE	06/13/1985	Active	45	0	4	-4	-8.16%	50	12	5			N P,M,SC	11		
53464	GORE RIVER VALLEY	06/29/1992	Active	48	0	2	-2	-4.00%	50	10	1		2	R	0		\$875.13
Exc Award (06/30/2016, 06/30/2022)																	
54474	INVERCARGILL CENTRAL	05/17/1993	Active	20	0	1	-1	-4.76%	21	17	1		8	M,VP,SC	4		\$167.28
23332	INVERCARGILL HOST	05/14/1962	Cancelled(6*)	0	0	0	0	0.00%	13		8	1	None	P,S,T,M,VP SC	13		\$214.81
23335	LAWRENCE	07/14/1971	Active	38	3	3	0	0.00%	37	25	0			N M,SC	0		
23336	LUMSDEN	10/07/1964	Active	13	0	0	0	0.00%	13		4		2	S,M,VP,SC	24+		
23337	MAKAREWA	11/14/1967	Active(1)	16	0	0	0	0.00%	16		10		2	M,VP,SC	12		\$122.75
23338	MANIOTOTO	02/23/1964	Active	50	0	0	0	0.00%	51		10			P,M,VP,SC	24+		\$282.80
23339	MATAURA	02/12/1969	Active	11	1	2	-1	-8.33%	14	3	1		2	M,VP,SC	8		
Exc Award (06/30/2023)																	
23342	MOSSBURN	12/21/1972	Active	17	0	1	-1	-5.56%	18	14	5		2	R M,SC	20		
23344	OHAI NIGHTCAPS L C	07/24/1968	Active	15	1	1	0	0.00%	15	56	2			P,M,VP,SC	2		



## Club Health Assessment for District 202 F through April 2025

			Status	Membership						Reports					Finance		LCIF		
Club Number	Club Name	Charter Date		Current Member Count	YTD Members Added	YTD Members Dropped	YTD Net Growth	YTD Net Growth%	Member Count 12 Months Ago	Avg. length of service for dropped members	Months Since Last MMR ***	Yrs. Since Last Officer Report	President Rotation	Vice President Reported ****	Months Since Last Activity Report ***	Account Balance	Donations for current Fiscal Year		
			Number of times on status quo within last two years	If below 15 members appears				If net loss is greater than 20% appears			If no report in 3 months appears in	When more than one year appears in	Number of repeat terms	Notes the officers that do not have an active	If no report at 12 months appears in red				
33244	OMAKAU DISTRICTS	01/07/1977	Active	17	0	0	0	0.00%	15		3			R	M,SC	12	90+ Days	\$122.75	
23346	OWAKA	04/25/1972	Active	38	0	0	0	0.00%	39		10				S,M,VP,SC	24+			
23349	QUEENSTOWN	11/24/1970	Active	28	1	2	-1	-3.45%	30	7	1				M,VP,SC	0			
31134	RIVERSDALE	08/15/1975	Active	32	1	0	1	3.23%	32		9			N	SC	11			
23350	RIVERTON	10/19/1965	Active	40	1	2	-1	-2.44%	39	30	2			N	M,SC	4			
23351	ROXBURGH & DISTRICT L C	06/02/1971	Active	22	7	4	3	15.79%	19	5	7		3		M,VP,SC	4			
23352	STEWART ISLAND L C	03/21/1969	Active	9	1	0	1	12.50%	8		9		2		M,VP,SC	0			
23353	TE ANAU	10/05/1964	Active	19	0	3	-3	-13.64%	22	27	2		2		M,VP,SC	3			
54552	TE ANAU KEPLER	06/03/1993	Active	10	1	1	0	0.00%	10	4	5			N	M,SC	2			
37379	TOI TOIS L C	06/27/1979	Active	48	1	0	1	2.13%	47		5			N	M,SC	5			
23354	TUATAPERE	03/15/1965	Active	36	0	0	0	0.00%	36		10			IP	T,M,SC	17	\$1,064.33	\$481.48	
122414	Waihopai City	06/11/2014	Active	28	5	1	4	16.67%	22	41	1		2	N	M,SC	0			
23355	WAIKIWI	05/28/1968	Active	14	0	1	-1	-6.67%	15	18	8		2		VP,SC	0			
29889	WANAKA & DISTRICTS	10/31/1974	Active	33	2	2	0	0.00%	33	53	2			N	M,VP,SC	3			
54300	WANAKA UPPER CLUTHA	03/31/1993	Active	37	4	5	-1	-2.63%	38	14	0		2	N	SC	4			
Exc Award (06/30/2018)																			
23357	WEST OTAGO L C	05/02/1968	Active	48	5	1	4	9.09%	46	8	4			N	SC	0			\$274.20
23358	WINTON	10/21/1964	Active	33	6	5	1	3.13%	30	31	0			N	M,SC	0			
23359	WYNDHAM	10/20/1965	Active	23	2	1	1	4.55%	22	59	0				M,VP,SC	3			
54408	WYNDHAM PIONEER	04/29/1993	Active	22	1	2	-1	-4.35%	23	23	0			N		1			

Clubs Cancelled Previous Fiscal Year – Clubs Cancelled within last 12 months may be reinstated

Club Number	Club Name	Charter Date	Current Status*	Cancellation Date
47562	RANFURLY MANIOTOTO PAKEKE	06/26/1987	Cancelled(6*)	07/29/2023



# Club Health Assessment for District 202 F through April 2025

Club NumberClub NameCharter Date			Status		Membership								Reports					Finance		LCIF
					Current Member Count	YTD Members Added	YTD Members Dropped	YTD Net Growth	YTD Net Growth%	Member Count 12 Months Ago	Avg. length of service for dropped members	Months Since Last MMR ***	Yrs. Since Last Officer Report	President Rotation	Vice President Reported ****	Months Since Last Activity Report ***	Account Balance	Donations for current Fiscal Year		
			Number of times on status quo within last two years		If below 15 members appears			If net loss is greater than 20% appears			If no report in 3 months appears in			When more than one year appears in	Number of repeat terms	Notes the officers that do not have an active		If no report at 12 months appears in red		
Current Total Clubs Count	YTD New Clubs Count	YTD Cancelled Clubs Count	YTD Net Club Gain	Current Total Members Count	YTD Add	YTD Drop	YTD Net Growth	YTD Net Growth %	Member Count 12 Months Ago	Average Member Count Per Club	% of Clubs with less than 20 members	% No MMR in 3 Months	% No Officer Report in 12 Months	% of Clubs with balance 90+ days	Number of Clubs in Status Quo	% Status Quo Clubs in Financial Suspension	Number of Cancelled Clubs	Average Cancelled Club Age	Members Lost Due to Cancellation	% of Clubs Cancelled for Non-Financial Reasons
39	0	2	-2	1,139	58	66	-8	-0.70%	1,170	29	28%	51%	0%	5%	0	0%	2	65	0	100%

\* - P - Priority Club. Cancellation Reasons: 1-Objectives/conduct, 2-Non-active club, 5-Non-existing club, 6-Disbanding, 7-Merger, 8-Financial Suspension, 9-District/Multiple District Dues.

\*\* - Abbreviation: P-President, S-Secretary, T-Treasurer, M-Member Chairperson, VP-First Vice President, MC-Communications Chairperson, SC-Service Chairperson

\*\*\* - Abbreviation: N/R - Never reported using the Lions Clubs website, N/A - Not applicable, No password registered for the Lions Clubs website.

\*\*\*\* - Abbreviation: N - New, IP - Immediate Past, R - Repeat.



# Club Health Assessment for District 202 J through April 2025

			Status	Membership							Reports					Finance		LCIF
Club Number	Club Name	Charter Date		Current Member Count	YTD Members Added	YTD Members Dropped	YTD Net Growth	YTD Net Growth%	Member Count 12 Months Ago	Avg. length of service for dropped members	Months Since Last MMR ***	Yrs. Since Last Officer Report	President Rotation	Vice President Reported ****	Months Since Last Activity Report ***	Account Balance	Donations for current Fiscal Year	
			Number of times on status quo within last two years	If below 15 members appears					If net loss is greater than 20% appears		If no report in 3 months appears in	When more than one year appears in	Number of repeat terms	Notes the officers that do not have an active	If no report at 12 months appears in red			
Clubs more than two years old																		
23288	ASHBURTON	05/29/1963	Active	50	4	0	4	8.70%	53		0			R	SC	1	\$482.63	
53019	ASHBURTON COUNTY	05/05/1992	Active	48	2	8	-6	-11.11%	56	16	0			N	M,SC	4	\$740.92	
38703	ASHBURTON PAKEKE	06/03/1980	Active	33	2	2	0	0.00%	33	8	1			N	M,SC	10		
29598	DUNEDIN BALMACEWEN	06/28/1974	Active	26	0	2	-2	-7.14%	30	2	0			N	SC	24+	\$1,499.55	
23326	DUNEDIN HOST	11/01/1961	Active	19	4	1	3	18.75%	16	27	0			N	SC	2	\$117.17	
Exc Award (06/30/2018)																		
23328	DUNEDIN SOUTH	06/27/1968	Active	16	9	0	9	128.57%	7		6		2		M,VP,SC	24+	\$1,172.83	
23296	FAIRLIE	08/16/1972	Active	51	4	1	3	6.25%	48	11	0			R	SC	0		
23297	GERALDINE	11/04/1966	Active	58	4	5	-1	-1.69%	59	14	3			N		2	\$565.17	
Exc Award (06/30/2021, 06/30/2023)																		
141290	Geraldine Districts Lioness	06/18/2020	Active	31	0	2	-2	-6.06%	31	4	7			N		2		
23331	GREEN ISLAND	02/10/1971	Active	39	2	3	-1	-2.50%	39	12	0			N	SC	4		
43914	HINDS AND DISTRICTS	05/22/1984	Active	55	1	1	0	0.00%	55	0	8			N	M,VP,SC	21	\$2,497.78	
32297	LAKE TEKAPO	05/21/1976	Active	31	0	1	-1	-3.13%	32	4	2		2		T,M,VP,SC	12	\$633.38	
35967	MAYFIELD & DISTRICT L C	07/14/1978	Active	59	2	5	-3	-4.84%	61	27	4				M,VP,SC	22		
23304	METHVEN	06/21/1967	Active	74	0	2	-2	-2.63%	78	36	0			N	M,SC	4	\$613.75	
23340	MILTON	01/24/1968	Active	33	1	1	0	0.00%	33	10	4			N	SC	1	\$182.53	
97745	MOSGIEL DISTRICT	03/30/2007	P- Active	0	0	0	0	0.00%	0		22	1	None		P,S,T,M,VP SC	22		
Exc Award (06/30/2018)																		
53207	NORTH OTAGO	06/01/1992	Active	34	1	4	-3	-8.11%	37	10	1			N	M,SC	10	\$338.01	
Exc Award (06/30/2016, 06/30/2023)																		
23343	OAMARU	06/06/1963	Active	25	1	0	1	4.17%	23		0		2	R		0	\$179.02	
Exc Award (06/30/2021, 06/30/2023)																		
30660	OTAGO PENINSULA	04/29/1975	Active	10	0	0	0	0.00%	10		10				P,M,VP,SC	24+		
23347	PALMERSTON	05/20/1968	Active	27	0	0	0	0.00%	27		11				M,VP,SC	24		
Exc Award (06/30/2021)																		



# Club Health Assessment for District 202 J through April 2025

			Membership								Reports					Finance		LCIF		
Club Number	Club Name	Charter Date		Current Member Count	YTD Members Added	YTD Members Dropped	YTD Net Growth	YTD Net Growth%	Member Count 12 Months Ago	Avg. length of service for dropped members	Months Since Last MMR ***	Yrs. Since Last Officer Report	President Rotation	Vice President Reported ****	Months Since Last Activity Report ***	Account Balance	Donations for current Fiscal Year			
			Number of times on status quo within last two years	If below 15 members appears	If net loss is greater than 20% appears						If no report in 3 months appears in	When more than one year appears in	Number of repeat terms	Notes the officers that do not have an active	If no report at 12 months appears in red					
42099	PLEASANT POINT	12/27/1982	Active	56	3	3	0	0.00%	55	38	0			N	P,SC	1		(\$630.03)		
23348	PORT CHALMERS & DISTRICT Exc Award (06/30/2019, 06/30/2021)	06/07/1971	Active	20	0	1	-1	-4.76%	21	4	0			N	T,SC	0		\$847.75		
32251	RAKAIA	05/11/1976	Active	29	2	1	1	3.57%	33	10	0			N	M,SC	0				
35694	STRATH TAIERI	05/26/1978	Active(1)	17	2	0	2	13.33%	15		2				M,VP,SC	24+				
29321	TAIERI Exc Award (06/30/2021)	05/03/1974	Active	44	2	1	1	2.33%	42	37	2			N	SC	1				
29888	TEMUKA Exc Award (06/30/2016, 06/30/2018, 06/30/2020)	10/31/1974	Active	33	2	4	-2	-5.71%	35	4	0			N		0				
53208	TEMUKA DISTRICT Exc Award (06/30/2018, 06/30/2023)	06/01/1992	Active	40	2	0	2	5.26%	38		0			N		0				
23316	TIMARU HOST Exc Award (06/30/2023)	12/12/1962	Active	43	4	5	-1	-2.27%	44	5	0		2		M,VP,SC	13		\$565.61		
34229	TIMARU SUBURBAN L C	06/28/1977	Active	33	7	3	4	13.79%	30	32	0				VP,SC	1		\$187.33		
34296	WAIANAKARUA Exc Award (06/30/2023, 06/30/2024)	06/27/1977	Active(1)	21	0	0	0	0.00%	20		11		None		P,VP,SC	10				
40324	WAIAREKA VALLEY Exc Award (06/30/2023, 06/30/2024)	08/28/1981	Active	38	2	7	-5	-11.63%	44	24	1				M,VP,SC	0		\$43.94		
23318	WAIMATE	03/27/1969	Active	20	3	1	2	11.11%	18	38	5			N	P,M,SC	23				
53271	WAIMATE WHITEHORSE	06/11/1992	Active	27	1	0	1	3.85%	27		8				VP,SC	16				
Current Total Clubs Count	YTD New Clubs Count	YTD Cancelled Clubs Count	YTD Net Club Gain	Current Total Members Count	YTD Add	YTD Drop	YTD Net Growth	YTD Net Growth %	Member Count 12 Months Ago	Average Member Count Per Club	% of Clubs with less than 20 members	% No MMR in 3 Months	% No Officer Report in 12 Months	% of Clubs with balance 90+ days	Number of Clubs in Status Quo	% Status Quo Clubs in Financial Suspension	Number of Cancelled Clubs	Average Cancelled Club Age	Members Lost Due to Cancellation	% of Clubs Cancelled for Non-Financial Reasons
33	0	0	0	1,140	67	64	3	0.26%	1,150	35	15%	36%	3%	0%	0	0%	0	0	0	0%



Club Health Assessment for District 202 J through April 2025

			Status	Membership						Reports					Finance	LCIF	
Club Number	Club Name	Charter Date		Current Member Count	YTD Members Added	YTD Members Dropped	YTD Net Growth	YTD Net Growth%	Member Count 12 Months Ago	Avg. length of service for dropped members	Months Since Last MMR ***	Yrs. Since Last Officer Report	President Rotation	Vice President Reported ****	Months Since Last Activity Report ***	Account Balance	Donations for current Fiscal Year
			Number of times on status quo within last two years	If below 15 members appears				If net loss is greater than 20% appears			If no report in 3 months appears in	When more than one year appears in	Number of repeat terms	Notes the officers that do not have an active	If no report at 12 months appears in red		

\* - P - Priority Club. Cancellation Reasons: 1-Objectives/conduct, 2-Non-active club, 5-Non-existing club, 6-Disbanding, 7-Merger, 8-Financial Suspension, 9-District/Multiple District Dues.  
\*\* - Abbreviation: P-President, S-Secretary, T-Treasurer, M-Member Chairperson, VP-First Vice President, MC-Communications Chairperson, SC-Service Chairperson  
\*\*\* - Abbreviation: N/R - Never reported using the Lions Clubs website, N/A - Not applicable, No password registered for the Lions Clubs website.  
\*\*\*\* - Abbreviation: N - New, IP - Immediate Past, R - Repeat.




# Club Health Assessment for District 202 K through April 2025

			Status	Membership							Reports					Finance		LCIF
Club Number	Club Name	Charter Date		Current Member Count	YTD Members Added	YTD Members Dropped	YTD Net Growth	YTD Net Growth%	Member Count 12 Months Ago	Avg. length of service for dropped members	Months Since Last MMR ***	Yrs. Since Last Officer Report	President Rotation	Vice President Reported ****	Months Since Last Activity Report ***	Account Balance	Donations for current Fiscal Year	
			Number of times on status quo within last two years	If below 15 members appears				If net loss is greater than 20% appears			If no report in 3 months appears in	When more than one year appears in	Number of repeat terms	Notes the officers that do not have an active	If no report at 12 months appears in red			
Clubs less than two years old																		
180120	Tavua Vatukoula	03/31/2025	Newly Chartered	22	22	0	22	100.00%	0		0			M,VP,SC	N/R			
Clubs more than two years old																		
23097	APIA	07/19/1965	Active(2)	11	0	0	0	0.00%	11		17		3	P,M,VP,SC	4	90+ Days		
32119	AUCKLAND BUSINESS	04/19/1976	Active(1)	4	0	0	0	0.00%	4		17		None	P,M,VP,SC	N/R			
53161	AUCKLAND HILLCREST	05/28/1992	Active	26	2	5	-3	-10.34%	31	14	0		N	SC	0		\$298.37	
Exc Award (06/30/2021)																		
23100	AVONDALE	10/14/1964	Active	10	3	0	3	42.86%	8		0		N		3		\$275.21	
23089	BA	03/07/1968	Active	15	0	1	-1	-6.25%	16	4	5		3	P,S,M,VP,SC	24+			
34404	BLOCKHOUSE BAY-LYNFIELD L C	08/04/1977	Active	8	2	2	0	0.00%	8	3	2		2	M,VP,SC	4			
Exc Award (06/30/2020)																		
32749	BUCKLANDS BEACH	09/24/1976	Active	11	1	3	-2	-15.38%	14	17	0			M,VP	2		\$353.97	
Exc Award (06/30/2023)																		
23102	CLEVEDON	06/27/1972	Active	6	0	1	-1	-14.29%	7	1	2		7	M,VP,SC	13			
23198	COROMANDEL	03/03/1971	Active	22	2	1	1	4.76%	22	16	0			M,VP,SC	5			
23103	DARGAVILLE	10/13/1965	Active	20	0	1	-1	-4.76%	22	1	6		N	M,VP,SC	24+			
23104	DEVONPORT	05/17/1966	Active	7	0	0	0	0.00%	7		13		6	M,VP,SC	24+			
23105	EAST COAST BAYS	05/02/1962	Active	4	0	1	-1	-20.00%	5	6	7		5	M,VP,SC	19			
23106	EDEN EPSOM L C	11/26/1964	Active	14	3	3	0	0.00%	14	29	0		2	R	0		\$740.02	
23110	HELENSVILLE	09/12/1962	Active	24	3	2	1	4.35%	22	1	0		3	N	0			
Exc Award (06/30/2019, 06/30/2024)																		
23149	HENDERSON WEST AUCKLAND	08/18/1960	Active	16	2	2	0	0.00%	17	26	0			N	SC	6	\$282.58	
23111	HIKURANGI	12/10/1963	Active	25	0	4	-4	-13.79%	29	6	1		3	VP,SC	20			
Exc Award (06/30/2022)																		
23112	HOWICK	10/16/1961	Active	16	2	2	0	0.00%	17	29	1			R	S,SC	8	\$281.64	
Exc Award (06/30/2018, 06/30/2023)																		



# Club Health Assessment for District 202 K through April 2025

			Status	Membership						Reports					Finance		LCIF	
Club Number	Club Name	Charter Date		Current Member Count	YTD Members Added	YTD Members Dropped	YTD Net Growth	YTD Net Growth%	Member Count 12 Months Ago	Avg. length of service for dropped members	Months Since Last MMR ***	Yrs. Since Last Officer Report	President Rotation	Vice President Reported ****	Months Since Last Activity Report ***	Account Balance	Donations for current Fiscal Year	
			Number of times on status quo within last two years	If below 15 members appears				If net loss is greater than 20% appears			If no report in 3 months appears in	When more than one year appears in	Number of repeat terms	Notes the officers that do not have an active	If no report at 12 months appears in red			
23113	HUAPAI KUMEU L C	03/10/1970	Active	25	2	0	2	8.70%	20		0			N	T,M,SC	14		
23114	KAIKOHE	11/09/1965	Active	12	3	3	0	0.00%	13	7	6				M,VP,SC	1		\$71.61
23115	KAITAIA	03/04/1964	Active	22	1	0	1	4.76%	22		1				M,VP,SC	16		
23116	KAMO	05/31/1966	Cancelled(6*)	0	0	0	0	0.00%	3		10	1	None		P,S,T,M,VP SC	24+		
	Exc Award (06/30/2019)																	
23090	LABASA	01/26/1972	Active(1)	12	2	0	2	20.00%	10		5		2		M,VP,SC	11		
23119	MANGAKAHIA	12/01/1969	Active	22	0	1	-1	-4.35%	24	32	7			N	M,SC	24+		\$391.94
	Exc Award (06/30/2018)																	
23121	MANGONUI	12/09/1963	Active	26	4	3	1	4.00%	26	4	0		3	N	M	2		
	Exc Award (06/30/2019)																	
39738	MARSDEN L C	04/01/1981	Active	21	0	2	-2	-8.70%	22	7	4		2	N	SC	8		
145013	Mercury Bay	02/03/2021	Active	22	3	2	1	4.76%	29	4	1			N	M	5		
122590	Nadi	06/24/2014	Active	15	1	0	1	7.14%	14		7			N	VP,SC	6		
23128	NEW LYNN	10/18/1961	Active	20	0	1	-1	-4.76%	21	9	1		3		M,VP,SC	1		
23215	NGATEA	04/26/1965	Active	33	2	3	-1	-2.94%	38	9	0			N	SC	0		\$249.29
29154	OKAIHAU	04/04/1974	Active	21	2	0	2	10.53%	19		3			R	SC	0		\$58.58
23132	ONERAHI AND WHANGAREI HEADS	08/25/1972	Active	12	0	3	-3	-20.00%	15	10	0				M,VP,SC	8		
	Exc Award (06/30/2023)																	
42852	OPONONI & DISTRICT L C	06/30/1983	Active	20	0	2	-2	-9.09%	25	14	0		2		VP,SC	10		\$312.22
	Exc Award (06/30/2019)																	
23133	OREWA	06/23/1964	Active	48	5	6	-1	-2.04%	51	24	2		2	R		0		\$372.31
	Exc Award (06/30/2018, 06/30/2019, 06/30/20)																	
41930	PAGO PAGO	10/28/1982	Active(1)	28	1	2	-1	-3.45%	29	2	5		2	R	M,SC	7		
23136	PAKURANGA PANMURE	08/03/1960	Active	15	0	0	0	0.00%	16		10		3	N	SC	0		\$494.88
23137	PAPAKURA	10/05/1964	Active	8	0	2	-2	-20.00%	10	2	0		4	N	M	0		\$42.39
	Exc Award (06/30/2019)																	
36406	PAPAROA	12/29/1978	Active	20	5	5	0	0.00%	20	13	0			N	M,SC	13		\$114.25




# Club Health Assessment for District 202 K through April 2025

			Status	Membership							Reports					Finance	LCIF	
Club Number	Club Name	Charter Date		Current Member Count	YTD Members Added	YTD Members Dropped	YTD Net Growth	YTD Net Growth%	Member Count 12 Months Ago	Avg. length of service for dropped members	Months Since Last MMR ***	Yrs. Since Last Officer Report	President Rotation	Vice President Reported ****	Months Since Last Activity Report ***	Account Balance	Donations for current Fiscal Year	
			Number of times on status quo within last two years	If below 15 members appears				If net loss is greater than 20% appears			If no report in 3 months appears in	When more than one year appears in	Number of repeat terms	Notes the officers that do not have an active	If no report at 12 months appears in red			
23138	PAPATOETOE	10/02/1961	Active	15	0	0	0	0.00%	16		0		3	R	20	90+ Days	\$282.58	
145947	Pokeno and Districts	04/22/2021	Active	13	0	1	-1	-7.14%	14	4	2		3	M,VP	N/A			
23141	PUKEKOHE	10/02/1963	Active	24	4	1	3	14.29%	22	40	0			M,VP,SC	0			
23143	REMUERA	09/09/1963	Active	21	0	2	-2	-8.70%	24	1	4		2	M,VP,SC	5			
35968	RUAWAI	07/12/1978	Active	12	3	0	3	33.33%	10		1		2	N	M,SC			4
Exc Award (06/30/2016, 06/30/2023)																		
23095	SUVA	06/10/1963	Active	9	0	0	0	0.00%	9		21		2	M,VP,SC	24+			
23235	TE KAUWHATA & DISTRICTS	11/25/1969	Active	35	1	3	-2	-5.41%	38	3	0			N	M,SC			7
35495	TUAKAU	04/24/1978	Active	16	1	8	-7	-30.43%	23	4	0				VP,SC			1
33184	TUTUKAKA COAST	12/31/1976	Active	0	0	16	-16	-100.00%	15	19	0		None		P,S,T,M,VP SC			24+
Exc Award (06/30/2018, 06/30/2019, 06/30/2020)																		
45013	WAIMAUKU	05/31/1985	Active	17	0	0	0	0.00%	17		10			R	VP,SC	4	\$20.00	
23148	WAIPIU	08/02/1966	Active	69	16	5	11	18.97%	53	9	0		2	R	SC	2		
23151	WAIUKU	11/11/1965	Active	24	3	1	2	9.09%	22	4	8		2	R	SC	18		
23152	WARKWORTH	02/03/1966	Active	18	4	10	-6	-25.00%	24	26	0				M,VP	4		\$42.39
Exc Award (06/30/2023)																		
53042	WARKWORTH KOWHAI COAST	05/01/1992	Active	19	3	2	1	5.56%	18	5	0		6	R		4	\$1,356.74	
23153	WELLSFORD	10/10/1966	Active	23	3	2	1	4.55%	22	4	1		2	R	M,SC	22		
29753	WHANGAMATA	08/22/1974	Active(1)	24	0	6	-6	-20.00%	27	8	1		3		M,VP,SC	0		
Exc Award (06/30/2019)																		
23154	WHANGAREI	11/29/1960	Active	21	5	1	4	23.53%	16	35	2		6		S,M,VP	24+	\$113.92	
Exc Award (06/30/2019)																		
96935	WHANGAREI HATEA	04/14/2006	Cancelled(6*)	0	0	0	0	0.00%	11		3	1	None		P,S,T,M,VP SC	14	90+ Days	
38196	WHANGAREI MID WESTERN	03/13/1980	Active	17	1	0	1	6.25%	19		8		2	R	P,M,VP,SC	15	\$228.17	
23243	WHITIANGA	09/25/1965	Active	29	7	2	5	20.83%	26	7	0			N		4		
Exc Award (06/30/2023)																		



## Club Health Assessment for District 202 K through April 2025

			Status	Membership							Reports					Finance	LCIF
Club Number	Club Name	Charter Date		Current Member Count	YTD Members Added	YTD Members Dropped	YTD Net Growth	YTD Net Growth%	Member Count 12 Months Ago	Avg. length of service for dropped members	Months Since Last MMR ***	Yrs. Since Last Officer Report	President Rotation	Vice President Reported ****	Months Since Last Activity Report ***	Account Balance	Donations for current Fiscal Year
			Number of times on status quo within last two years	If below 15 members appears				If net loss is greater than 20% appears			If no report in 3 months appears in	When more than one year appears in	Number of repeat terms	Notes the officers that do not have an active	If no report at 12 months appears in red		

Clubs Cancelled Previous Fiscal Year – Clubs Cancelled within last 12 months may be reinstated

Club Number	Club Name	Charter Date	Current Status*	Cancellation Date
23122	MANUREWA	03/05/1964	Cancelled(6*)	07/29/2023

Current Total Clubs Count	YTD New Clubs Count	YTD Cancelled Clubs Count	YTD Net Club Gain	Current Total Members Count	YTD Add	YTD Drop	YTD Net Growth	YTD Net Growth %	Member Count 12 Months Ago	Average Member Count Per Club	% of Clubs with less than 20 members	% No MMR in 3 Months	% No Officer Report in 12 Months	% of Clubs with balance 90+ days	Number of Clubs in Status Quo	% Status Quo Clubs in Financial Suspension	Number of Cancelled Clubs	Average Cancelled Club Age	Members Lost Due to Cancellation	% of Clubs Cancelled for Non-Financial Reasons
56	1	2	-1	1,069	124	123	1	0.09%	1,107	19	50%	34%	0%	4%	0	0%	2	68	0	100%

\* - P - Priority Club. Cancellation Reasons: 1-Objectives/conduct, 2-Non-active club, 5-Non-existing club, 6-Disbanding, 7-Merger, 8-Financial Suspension, 9-District/Multiple District Dues.

\*\* - Abbreviation: P-President, S-Secretary, T-Treasurer, M-Member Chairperson, VP-First Vice President, MC-Communications Chairperson, SC-Service Chairperson

\*\*\* - Abbreviation: N/R - Never reported using the Lions Clubs website, N/A - Not applicable, No password registered for the Lions Clubs website.

\*\*\*\* - Abbreviation: N - New, IP - Immediate Past, R - Repeat.



# Club Health Assessment for District 202 L through April 2025

			Status	Membership							Reports					Finance		LCIF
Club Number	Club Name	Charter Date		Current Member Count	YTD Members Added	YTD Members Dropped	YTD Net Growth	YTD Net Growth%	Member Count 12 Months Ago	Avg. length of service for dropped members	Months Since Last MMR ***	Yrs. Since Last Officer Report	President Rotation	Vice President Reported ****	Months Since Last Activity Report ***	Account Balance	Donations for current Fiscal Year	
			Number of times on status quo within last two years	If below 15 members appears				If net loss is greater than 20% appears			If no report in 3 months appears in	When more than one year appears in	Number of repeat terms	Notes the officers that do not have an active	If no report at 12 months appears in red			
Clubs more than two years old																		
29780	BETHLEHEM - TE PUNA	08/22/1974	Active	17	0	4	-4	-19.05%	21	19	0		None	P,M,VP,SC	0			
Exc Award (06/30/2016)																		
23197	CAMBRIDGE	12/07/1961	Active	85	7	9	-2	-2.30%	87	6	0			VP	0		\$7,079.31	
23199	EDGE CUMBE	09/10/1964	Active	24	1	0	1	4.35%	23		9			S,T,M,VP,SC	24+			
35828	HAMILTON DINSDALE	06/19/1978	Active	25	4	2	2	8.70%	20	11	0		3	R	SC	0	\$285.62	
Exc Award (06/30/2023, 06/30/2024)																		
23204	HAMILTON EAST HAMILTON	06/21/1965	Active	12	1	2	-1	-7.69%	13	9	0		4	VP,SC	6		\$153.39	
30114	HAMILTON SOUTH HAMILTON	01/06/1975	Active	18	0	0	0	0.00%	19		10			P,M,VP,SC	24+			
35829	HAMILTON ST ANDREWS	06/14/1978	Active	11	0	1	-1	-8.33%	14	1	0		None	P,VP,SC	24+		\$101.81	
36923	HINUERA-TE POI L C	04/09/1979	Active	31	0	2	-2	-6.06%	33	21	2		2	R	P,VP	1		
23205	HUNTLY	01/31/1961	Active	20	3	2	1	5.26%	19	15	5			S,M,VP,SC	24+			
23206	KATIKATI	11/10/1970	Active	43	6	1	5	13.16%	43	7	0		2	N		4	\$735.29	
Exc Award (06/30/2016, 06/30/2017, 06/30/2020)																		
33376	KIHIKIHI	02/23/1977	Active	28	0	1	-1	-3.45%	29	39	7		2	M,VP,SC	0		\$316.50	
23210	MATAMATA	12/04/1958	Active	29	0	4	-4	-12.12%	34	22	0		2	N	SC	0	\$282.58	
Exc Award (06/30/2022)																		
23211	MORRINSVILLE	05/05/1959	Active	76	4	2	2	2.70%	75	24	0			R	M,SC	23		
Exc Award (06/30/2022, 06/30/2023)																		
37747	MOUNT PIRONGIA L C	11/30/1979	Active	16	0	4	-4	-20.00%	21	9	2			N	M,SC	1		
23212	MT MAUNGANUI	06/21/1958	Active	18	3	1	2	12.50%	18	15	4		3	R	T,M,SC	24+	\$197.96	
23214	NGARUAWAHIA	05/29/1963	Cancelled(8*)	0	0	15	-15	-100.00%	15	13	4		None	P,S,T,M,VP SC	12	90+ Days		
Exc Award (06/30/2023)																		
23216	NGONGOTAHA	10/12/1965	Active	8	1	1	0	0.00%	10	17	9		4	S,M,VP,SC	11			
119728	North Hamilton	06/20/2013	Active	5	0	0	0	0.00%	5		10		5	M,VP,SC	24+			
33625	OHAUPO-NGAHINAPOURI L C	04/04/1977	Active	19	2	2	0	0.00%	18	14	0			P,VP,SC	17		\$114.25	



# Club Health Assessment for District 202 L through April 2025

			Status	Membership							Reports					Finance		LCIF
Club Number	Club Name	Charter Date		Current Member Count	YTD Members Added	YTD Members Dropped	YTD Net Growth	YTD Net Growth%	Member Count 12 Months Ago	Avg. length of service for dropped members	Months Since Last MMR ***	Yrs. Since Last Officer Report	President Rotation	Vice President Reported ****	Months Since Last Activity Report ***	Account Balance	Donations for current Fiscal Year	
			Number of times on status quo within last two years	If below 15 members appears				If net loss is greater than 20% appears			If no report in 3 months appears in	When more than one year appears in	Number of repeat terms	Notes the officers that do not have an active	If no report at 12 months red			
23217	HOPE BEACH	06/19/1972	Active	23	5	2	3	15.00%	18	14	0		4	M,VP,SC	24+		\$197.08	
46437	OMOKOROA AND DISTRICTS	06/26/1986	Active	22	2	6	-4	-15.38%	26	11	0			N	M,SC	4		
23218	OPOTIKI	06/19/1967	Active	16	0	0	0	0.00%	16		17		3	M,VP,SC	24+			
	Exc Award (06/30/2016)																	
23219	OTOROHANGA	08/24/1964	Active	31	1	1	0	0.00%	31	20	0			VP,SC	0		\$580.95	
23220	PAEROA	08/16/1960	Active	31	2	9	-7	-18.42%	38	19	2			P,M,VP,SC	9		\$565.17	
37378	PAPAMOA	06/27/1979	Active	28	4	1	3	12.00%	24	28	0		None	R	P,M,SC	1	\$157.12	
	Exc Award (06/30/2023)																	
23222	PIO PIO	08/25/1972	Active	23	0	0	0	0.00%	23		3			VP,SC	1		\$143.62	
154207	Pyes Pa Tauriko	04/18/2023	Active	35	16	3	13	59.09%	21	9	0			N	SC	0	\$187.33	
23224	RAGLAN	08/25/1972	Active	19	0	0	0	0.00%	19		11		4	M,VP,SC	13			
29752	REPOROA	08/06/1974	Active	23	0	1	-1	-4.17%	24	6	5			N	S,VP,SC	4	\$218.52	
32447	ROTORUA EAST	06/25/1976	Active	8	0	0	0	0.00%	11		0		3	VP	1			
	Exc Award (06/30/2018)																	
52797	ROTORUA SULPHUR CITY	04/07/1992	Active	16	0	1	-1	-5.88%	16	18	2			N		12	\$137.12	
23227	TAHUNA & DISTRICTS L C	06/06/1973	Active	27	0	0	0	0.00%	27		11			N	P,SC	23		
124149	Tamahere	02/09/2015	Active	23	5	0	5	27.78%	20		1		2	VP	13		\$224.80	
	Exc Award (06/30/2018)																	
23228	TANEATUA	11/21/1966	Active	19	0	1	-1	-5.00%	20	58	8		3	R	SC	N/R		
36404	TAUPO LAKELAND	12/29/1978	Active	16	1	2	-1	-5.88%	17	17	2				M,VP,SC	1	\$312.22	
39562	TAUPO PAKEKE	03/05/1981	Active	25	2	5	-3	-10.71%	27	6	2		2	N	SC	1	\$565.17	
62821	TAURANGA CITY SUNRISE	02/28/2000	Active	25	3	2	1	4.17%	24	15	0			IP	SC	0		
52524	TAURANGA HARBOUR	02/19/1992	Active	16	2	1	1	6.67%	16	0	2				VP	0	\$235.98	
23201	TAURANGA MOANA	10/14/1965	Active	29	1	6	-5	-14.71%	35	21	0				VP,SC	24+	\$212.31	
	Exc Award (06/30/2016)																	
23231	TE AROHA	05/22/1962	Active	24	0	1	-1	-4.00%	27	2	4				M,VP	2	\$85.68	



Club Health Assessment for District 202 L through April 2025

			Status	Membership							Reports					Finance	LCIF
Club Number	Club Name	Charter Date		Current Member Count	YTD Members Added	YTD Members Dropped	YTD Net Growth	YTD Net Growth%	Member Count 12 Months Ago	Avg. length of service for dropped members	Months Since Last MMR ***	Yrs. Since Last Officer Report	President Rotation	Vice President Reported *****	Months Since Last Activity Report ***	Account Balance	Donations for current Fiscal Year
			Number of times on status quo within last two years	If below 15 members appears				If net loss is greater than 20% appears			If no report in 3 months appears in	When more than one year appears in	Number of repeat terms	Notes the officers that do not have an active	If no report at 12 months appears in red		
59319	TE AROHA MOUNTAIN	04/01/1997	Active	20	1	2	-1	-4.76%	21	2	0			N	M,SC	3	\$113.12
23232	TE AWAMUTU	05/01/1961	Active	24	0	0	0	0.00%	23		9			N	SC	1	\$224.80
	Exc Award (06/30/2024)																
23233	TE KUITI	09/17/1963	Active	9	0	0	0	0.00%	9		2				VP	1	\$531.74
	Exc Award (06/30/2023)																
53684	TE PUKE KIWI COAST	09/17/1992	Active	32	3	3	0	0.00%	33	8	0			R		1	
53372	TEAWAMUTU ROSETOWN	06/15/1992	Active	31	0	0	0	0.00%	32		0				VP	0	\$277.48
	Exc Award (06/30/2017)																
23238	TIRAU	11/27/1973	Active	34	6	3	3	9.68%	29	9	1			R		0	
23239	TOKOROA	08/09/1962	Active	31	1	0	1	3.33%	31		1		2		M,VP,SC	24+	
53130	TOKOROA & DIST L C	05/19/1992	Active	13	0	2	-2	-13.33%	16	2	1		2		M,VP,SC	12	\$176.98
33186	TOKOROA CITY	12/31/1976	Active	32	5	4	1	3.23%	29	3	0			N	M,SC	22	\$1,983.80
	Exc Award (06/30/2016, 06/30/2019)																
23241	WAIHI	09/29/1965	Active	44	3	5	-2	-4.35%	47	4	0		2		VP,SC	0	\$941.11
	Exc Award (06/30/2018, 06/30/2024)																
40376	WELCOME BAY L C	09/15/1981	Active	15	1	6	-5	-25.00%	21	8	5				T,M,VP,SC	4	\$169.68
34228	WHAKATANE KOPEOPEO	06/28/1977	Active	23	2	2	0	0.00%	22	9	0			N	SC	0	\$259.58


Clubs Cancelled Previous Fiscal Year – Clubs Cancelled within last 12 months may be reinstated

Club Number	Club Name	Charter Date	Current Status*	Cancellation Date
40375	TE AWAMUTU PAKEKE	09/28/1981	Cancelled(6*)	12/29/2023

Current Total Clubs Count	YTD New Clubs Count	YTD Cancelled Clubs Count	YTD Net Club Gain	Current Total Members Count	YTD Add	YTD Drop	YTD Net Growth	YTD Net Growth %	Member Count 12 Months Ago	Average Member Count Per Club	% of Clubs with less than 20 members	% No MMR in 3 Months	% No Officer Report in 12 Months	% of Clubs with balance 90+ days	Number of Clubs in Status Quo	% Status Quo Clubs in Financial Suspension	Number of Cancelled Clubs	Average Cancelled Club Age	Members Lost Due to Cancellation	% of Clubs Cancelled for Non-Financial Reasons
51	0	1	-1	1,272	98	122	-24	-1.85%	1,310	25	37%	31%	0%	0%	0	0%	1	104	15	0%



Club Health Assessment for District 202 L through April 2025

			Status	Membership							Reports					Finance	LCIF
Club Number	Club Name	Charter Date		Current Member Count	YTD Members Added	YTD Members Dropped	YTD Net Growth	YTD Net Growth%	Member Count 12 Months Ago	Avg. length of service for dropped members	Months Since Last MMR ***	Yrs. Since Last Officer Report	President Rotation	Vice President Reported ****	Months Since Last Activity Report ***	Account Balance	Donations for current Fiscal Year
			Number of times on status quo within last two years	If below 15 members appears				If net loss is greater than 20% appears			If no report in 3 months appears in	When more than one year appears in	Number of repeat terms	Notes the officers that do not have an active	If no report at 12 months appears in red		

\* - P - Priority Club. Cancellation Reasons: 1-Objectives/conduct, 2-Non-active club, 5-Non-existing club, 6-Disbanding, 7-Merger, 8-Financial Suspension, 9-District/Multiple District Dues.  
\*\* - Abbreviation: P-President, S-Secretary, T-Treasurer, M-Member Chairperson, VP-First Vice President, MC-Communications Chairperson, SC-Service Chairperson  
\*\*\* - Abbreviation: N/R - Never reported using the Lions Clubs website, N/A - Not applicable, No password registered for the Lions Clubs website.  
\*\*\*\* - Abbreviation: N - New, IP - Immediate Past, R - Repeat.



# Club Health Assessment for District 202 M through April 2025

			Status	Membership							Reports					Finance	LCIF
Club Number	Club Name	Charter Date		Current Member Count	YTD Members Added	YTD Members Dropped	YTD Net Growth	YTD Net Growth%	Member Count 12 Months Ago	Avg. length of service for dropped members	Months Since Last MMR ***	Yrs. Since Last Officer Report	President Rotation	Vice President Reported ****	Months Since Last Activity Report ***	Account Balance	Donations for current Fiscal Year
			Number of times on status quo within last two years	If below 15 members appears				If net loss is greater than 20% appears			If no report in 3 months appears in	When more than one year appears in	Number of repeat terms	Notes the officers that do not have an active	If no report at 12 months appears in red		
Clubs more than two years old																	
32296	AOTEA RAILWAY	05/25/1976	Active	12	5	3	2	20.00%	10	9	0		4	M,VP,SC	0		
127747	Aotearoa	06/07/2016	Active	9	0	0	0	0.00%	10		10			VP,SC	15		
23156	CARTERTON	09/18/1969	Active	27	1	4	-3	-10.00%	32	17	0			M,VP,SC	8		
53016	CARTERTON CENTRAL	05/01/1992	Active	18	1	3	-2	-10.00%	21	23	0		N	SC	14		\$122.75
23157	DANNEVIRKE HOST	02/21/1962	Active	37	2	2	0	0.00%	37	7	0		N	SC	8		
23159	EASTBOURNE	06/06/1972	Active	15	1	0	1	7.14%	14		3		6	R	VP	24+	\$633.38
23163	GISBORNE HOST	09/18/1961	Active	17	1	0	1	6.25%	15		9			VP,SC	2		\$99.59
Exc Award (06/30/2023)																	
32750	GISBORNE WAINUI	09/09/1976	Active	21	2	3	-1	-4.55%	21	5	5		2	R		2	\$883.46
Exc Award (06/30/2022)																	
23165	GREYTOWN	11/13/1972	Active	28	2	0	2	7.69%	26		0			M,VP,SC	24+		
23166	HASTINGS HOST	10/11/1961	Active	47	3	1	2	4.44%	45	4	1		N	SC	0		\$1,130.34
52874	HASTINGS PIONEER	04/14/1992	Active	30	0	1	-1	-3.23%	31	43	1		2	N	SC	0	\$182.88
Exc Award (06/30/2022, 06/30/2023)																	
23168	JOHNSONVILLE	03/25/1969	Active	25	6	1	5	25.00%	23	44	0		N	SC	0		\$176.98
Exc Award (06/30/2018, 06/30/2023)																	
66683	KAPAKAPANUI	10/09/2002	Active	19	2	2	0	0.00%	20	11	0		3	N	SC	2	\$169.68
Exc Award (06/30/2022, 06/30/2023)																	
23254	KAPITI	05/16/1963	Active	24	2	0	2	9.09%	22		2		6	VP	4		\$509.05
Exc Award (06/30/2024)																	
41388	KAPITI PAKEKE	05/25/1982	Active	13	2	0	2	18.18%	11		1		2	N		0	
23169	KARORI	05/06/1969	Active	30	6	2	4	15.38%	27	18	1			M,VP,SC	4		\$550.00
Exc Award (06/30/2016, 06/30/2017, 06/30/2020)																	
30619	LEVIN WAIIOPEHU	04/16/1975	Active	17	0	0	0	0.00%	19		9		2	VP,SC	13		\$791.85
23170	LOWER HUTT HOST	12/07/1960	Active	23	3	4	-1	-4.17%	24	43	0		N	M,SC	0		\$1,873.34
Exc Award (06/30/2023, 06/30/2024)																	




# Club Health Assessment for District 202 M through April 2025

Club Number	Club Name	Charter Date	Status	Membership							Reports					Finance	LCIF
				Current Member Count	YTD Members Added	YTD Members Dropped	YTD Net Growth	YTD Net Growth%	Member Count 12 Months Ago	Avg. length of service for dropped members	Months Since Last MMR ***	Yrs. Since Last Officer Report	President Rotation	Vice President Reported ****	Months Since Last Activity Report ***	Account Balance	Donations for current Fiscal Year
			Number of times on status quo within last two years	If below 15 members appears				If net loss is greater than 20% appears			If no report in 3 months appears in	When more than one year appears in	Number of repeat terms	Notes the officers that do not have an active	If no report at 12 months red		
23258	MANA	12/12/1972	Active	33	4	1	3	10.00%	29	22	0			N	0		\$175.75
	Exc Award (06/30/2016, 06/30/2018, 06/30/2023)																
23173	MARTINBOROUGH	02/15/1966	Active	33	1	6	-5	-13.16%	38	8	0			N	M,VP,SC	24+	
23172	MASTERTON HOST	11/16/1957	Active	33	1	5	-4	-10.81%	40	7	1			N	SC	0	\$285.62
23174	NAPIER HOST	07/19/1961	Active	23	1	1	0	0.00%	26	37	0		2	N	SC	17	\$119.82
53060	NAPIER SPIRIT	05/08/1992	Active	17	0	3	-3	-15.00%	21	19	5		2		VP,SC	0	
23177	NORSEWOOD	12/29/1972	Active	23	2	0	2	9.52%	22		6		3	N	VP	10	
23178	PAHIATUA	03/06/1963	Active	18	1	1	0	0.00%	19	26	0		2	R	M,SC	18	
53371	PAHIATUA & WOODVILLE T DIST LC	06/15/1992	Active	18	1	0	1	5.88%	17		0			N	SC	0	\$285.62
23181	RIMUTAKA	09/29/1972	Active	16	0	0	0	0.00%	15		3			N	T,M,SC	11	
29155	SILVERSTREAM	04/12/1974	Active	18	1	5	-4	-18.18%	22	4	0			N	SC	0	
	Exc Award (06/30/2023)																
30744	TAKAPAU	05/12/1975	Active	25	1	6	-5	-16.67%	30	13	0			N	SC	6	
23279	TAWA	02/16/1966	Active	19	0	2	-2	-9.52%	23	26	2				S,T,M,VP,SC	10	
	Exc Award (06/30/2016)																
23281	WAIKANAE	07/12/1973	Active	47	1	7	-6	-11.32%	51	22	1			N	M,SC	4	\$976.13
	Exc Award (06/30/2023)																
23188	WAINUIOMATA	05/10/1965	Active	20	1	1	0	0.00%	18	6	1		2	R	M,SC	10	
23189	WAIKAWA DISTRICT L C	05/16/1968	Active	21	5	5	0	0.00%	20	17	1				M,VP,SC	11	\$119.96
53551	WAIROA LIGHTHOUSE	07/28/1992	Active	20	0	2	-2	-9.09%	22	6	1			N	SC	7	
23192	WELLINGTON HOST	10/20/1958	Cancelled(6*)	0	0	0	0	0.00%	17		3		None		P,S,T,M,VP SC	22	
	Exc Award (06/30/2021, 06/30/2023)																
23194	WELLINGTON NORTH INC LC	05/16/1968	Cancelled(6*)	0	0	0	0	0.00%	9		0		None		P,S,T,M,VP SC	16	
23196	WOODVILLE	06/13/1966	Active	31	1	3	-2	-6.06%	33	2	0			N	M,SC	24+	



## Club Health Assessment for District 202 M through April 2025

			Status	Membership							Reports				Finance	LCIF	
Club Number	Club Name	Charter Date		Current Member Count	YTD Members Added	YTD Members Dropped	YTD Net Growth	YTD Net Growth%	Member Count 12 Months Ago	Avg. length of service for dropped members	Months Since Last MMR ***	Yrs. Since Last Officer Report	President Rotation	Vice President Reported ****	Months Since Last Activity Report ***	Account Balance	Donations for current Fiscal Year
			Number of times on status quo within last two years	If below 15 members appears				If net loss is greater than 20% appears			If no report in 3 months appears in	When more than one year appears in	Number of repeat terms	Notes the officers that do not have an active	If no report at 12 months appears in red		

Clubs Cancelled Previous Fiscal Year – Clubs Cancelled within last 12 months may be reinstated

Club Number	Club Name	Charter Date	Current Status*	Cancellation Date
53302	MASTERTON HOLDSWORTH	06/05/1992	Cancelled(6*)	07/29/2023

Current Total Clubs Count	YTD New Clubs Count	YTD Cancelled Clubs Count	YTD Net Club Gain	Current Total Members Count	YTD Add	YTD Drop	YTD Net Growth	YTD Net Growth %	Member Count 12 Months Ago	Average Member Count Per Club	% of Clubs with less than 20 members	% No MMR in 3 Months	% No Officer Report in 12 Months	% of Clubs with balance 90+ days	Number of Clubs in Status Quo	% Status Quo Clubs in Financial Suspension	Number of Cancelled Clubs	Average Cancelled Club Age	Members Lost Due to Cancellation	% of Clubs Cancelled for Non-Financial Reasons
35	0	2	-2	827	60	74	-14	-1.66%	880	24	40%	23%	0%	0%	0	0%	2	77	0	100%

\* - P - Priority Club. Cancellation Reasons: 1-Objectives/conduct, 2-Non-active club, 5-Non-existing club, 6-Disbanding, 7-Merger, 8-Financial Suspension, 9-District/Multiple District Dues.

\*\* - Abbreviation: P-President, S-Secretary, T-Treasurer, M-Member Chairperson, VP-First Vice President, MC-Communications Chairperson, SC-Service Chairperson

\*\*\* - Abbreviation: N/R - Never reported using the Lions Clubs website, N/A - Not applicable, No password registered for the Lions Clubs website.

\*\*\*\* - Abbreviation: N - New, IP - Immediate Past, R - Repeat.



## Club Health Assessment for District 307 A1 through April 2025

			Status	Membership							Reports					Finance		LCIF
Club Number	Club Name	Charter Date		Current Member Count	YTD Members Added	YTD Members Dropped	YTD Net Growth	YTD Net Growth%	Member Count 12 Months Ago	Avg. length of service for dropped members	Months Since Last MMR ***	Yrs. Since Last Officer Report	President Rotation	Vice President Reported ****	Months Since Last Activity Report ***	Account Balance	Donations for current Fiscal Year	
			Number of times on status quo within last two years	If below 15 members appears					If net loss is greater than 20% appears		If no report in 3 months appears in	When more than one year appears in	Number of repeat terms		Notes the officers that do not have appears in an active red	If no report at 12 months red		
Clubs less than two years old																		
157269	Jakarta Cosmo Bungo	03/01/2024	Active	42	13	0	13	44.83%	29		0		2	R		1		\$945.00
Exc Award (06/30/2024)																		
177403	Jakarta Cosmo Charis	08/16/2024	Active(1)	14	14	0	14	100.00%	0		1			N	SC	6		
156927	Jakarta Cosmo Charm	02/20/2024	Active	17	2	4	-2	-10.53%	19	1	0		2	N		5		
154405	Jakarta Cosmo Cyber	05/19/2023	Active	43	14	7	7	19.44%	30	2	0			N		1		\$40.00
Exc Award (06/30/2024)																		
179839	Jakarta Cosmo Light	12/04/2024	Active	17	17	0	17	100.00%	0		4				VP,SC	N/R		
181357	Jakarta Cosmostellar Avengers	04/30/2025	Newly Chartered	20	20	0	20	100.00%	0		0				VP,SC	N/R		
172765	Jakarta Cosmostellar Dynamic	08/01/2024	Active	21	21	0	21	100.00%	0		0				VP,SC	1	90+ Days	\$500.00
179589	Jakarta Cosmostellar Shining	11/13/2024	Active	17	22	5	17	100.00%	0	0	0			N		0		\$1,000.00
179584	Jakarta Duta Anjelier	11/26/2024	Active	19	20	1	19	100.00%	0	0	5				M,VP,SC	N/A		
179878	Jakarta El John	12/05/2024	Active	20	20	0	20	100.00%	0		4			N	SC	N/R		
181303	Jakarta Gajah Mada	03/14/2025	Newly Chartered	15	15	0	15	100.00%	0		1			N		N/R		
179840	Jakarta Janapati Jaya	12/04/2024	Active	15	15	0	15	100.00%	0		4				VP,SC	N/R	90+ Days	
172022	Jakarta Kota Yudistia	06/05/2024	Active	10	3	12	-9	-47.37%	0	2	6		2		M,VP,SC	N/R		
179611	Jakarta Monas Heritage Auto	12/04/2024	Active	16	16	0	16	100.00%	0		3				VP,SC	2	90+ Days	
172228	Jakarta Monas Serenata	06/14/2024	Active(1)	20	0	0	0	0.00%	0		10		None		P,S,T,M,VP SC	N/R		
155240	Jakarta Monas Serenia	07/28/2023	Active	14	6	12	-6	-30.00%	20	1	4		2		T,M,VP,SC	4		
Exc Award (06/30/2024)																		
178778	Jakarta Monas Summit Nine	09/26/2024	Active	16	16	0	16	100.00%	0		7				VP,SC	N/R		
156928	Jakarta Movast Dream	01/03/2024	Active	28	8	0	8	40.00%	20		0		2		T,M,VP,SC	3		\$200.00
154301	Jakarta Movast Flash	05/04/2023	Active	35	12	0	12	52.17%	23		0		3	R		1		\$6,330.00
179621	Jakarta Movast Starlight	12/10/2024	Active	25	25	0	25	100.00%	0		0				VP,SC	0		
175535	Jakarta Padma Puri	08/06/2024	Active	17	17	0	17	100.00%	0		5				VP,SC	1		



## Club Health Assessment for District 307 A1 through April 2025

			Status	Membership							Reports					Finance		LCIF
Club Number	Club Name	Charter Date		Current Member Count	YTD Members Added	YTD Members Dropped	YTD Net Growth	YTD Net Growth%	Member Count 12 Months Ago	Avg. length of service for dropped members	Months Since Last MMR ***	Yrs. Since Last Officer Report	President Rotation	Vice President Reported ****	Months Since Last Activity Report ***	Account Balance	Donations for current Fiscal Year	
			Number of times on status quo within last two years	If below 15 members appears				If net loss is greater than 20% appears			If no report in 3 months appears in	When more than one year appears in	Number of repeat terms	Notes the officers that do not have an active	If no report at 12 months appears in red			
154393	Jakarta Passion	05/15/2023	Active	29	0	0	0	0.00%	30		10		3	N	M,SC	20	90+ Days	
179803	Jakarta Saha Eta	12/11/2024	Active	22	22	0	22	100.00%	0		4				VP,SC	N/A		
177945	Jakarta SIP	09/16/2024	Active(1)	20	20	0	20	100.00%	0		7				VP,SC	N/R		
178850	Jakarta Sofia Alessia	09/26/2024	Active	20	20	0	20	100.00%	0		7				VP,SC	0		
179739	Jakarta TARQ86	12/03/2024	Active	15	15	0	15	100.00%	0		4			N		N/R	90+ Days	
172438	Jakarta Wardaya 70	06/21/2024	Active(1)	24	12	9	3	14.29%	0	0	2		2		M,VP	0		\$3,210.00
155964	Lampung Spirit of Humanity	09/26/2023	Active	31	4	0	4	14.81%	37		8			N		0		
179580	Palembang BARI	11/13/2024	Active	21	21	0	21	100.00%	0		0				VP,SC	N/R	90+ Days	
Clubs more than two years old																		
120602	Bandar Lampung	10/25/2013	Active	30	9	2	7	30.43%	23	5	0				S,T,M,VP,SC	2		
Exc Award (06/30/2017)																		
67389	BATAM	03/03/2003	Active	59	7	2	5	9.26%	56	8	1			R		1		\$500.00
Exc Award (06/30/2022)																		
87831	BATAM CENTRE	04/19/2005	Active	22	1	0	1	4.76%	21		3		4	N	SC	3		
Exc Award (06/30/2018)																		
124743	Batam Metro	04/28/2015	Active(2)	10	2	14	-12	-54.55%	22	6	6		3	N	T,SC	24		
Exc Award (06/30/2016)																		
126854	Batam Mitra Raya	02/15/2016	Active	29	9	0	9	45.00%	20		0				T,VP,SC	1		
Exc Award (06/30/2018)																		
108211	BATAM TOURISM	04/26/2010	Active	31	0	5	-5	-13.89%	36	9	6		2		M,VP,SC	14		\$200.00
Exc Award (06/30/2016)																		
78123	BINTAN	01/26/2004	Cancelled(8*)	0	1	11	-10	-100.00%	10	16	3		None		P,S,T,M,VP SC	24+	90+ Days	
52908	JAKARTA ANJELIER	04/21/1992	Active	45	16	13	3	7.14%	42	3	4				M,VP	1		\$1,595.00
Exc Award (06/30/2016, 06/30/2022)																		
137698	JAKARTA ARKHA SRADDHA	03/19/2019	Active	5	0	5	-5	-50.00%	10	2	9			N	SC	12	90+ Days	\$1,000.00
154262	Jakarta Askara Buwana	04/27/2023	Active	22	0	3	-3	-12.00%	30	2	4		3	N	VP,SC	2		
103718	JAKARTA AYODYA	09/25/2008	Active	13	0	2	-2	-13.33%	15	14	4			N	P	2		



# Club Health Assessment for District 307 A1 through April 2025

			Status	Membership							Reports					Finance	LCIF	
Club Number	Club Name	Charter Date		Current Member Count	YTD Members Added	YTD Members Dropped	YTD Net Growth	YTD Net Growth%	Member Count 12 Months Ago	Avg. length of service for dropped members	Months Since Last MMR ***	Yrs. Since Last Officer Report	President Rotation	Vice President Reported ****	Months Since Last Activity Report ***	Account Balance	Donations for current Fiscal Year	
			Number of times on status quo within last two years	If below 15 members appears					If net loss is greater than 20% appears			If no report in 3 months appears in	When more than one year appears in	Number of repeat terms	Notes the officers that do not have an active	If no report at 12 months appears in red		
Exc Award (06/03/2016, 06/30/2017, 06/30/2020)																		
141152	Jakarta Barat Kedoya	03/10/2020	Active	9	4	0	4	80.00%	9		9			R	SC	7		
Exc Award (06/30/2022)																		
125560	Jakarta Barat Melati	08/06/2015	Active	20	8	4	4	25.00%	19	7	0			N		8		
Exc Award (06/30/2018, 06/30/2022)																		
118501	JAKARTA BARAT SUNDA GADING	12/20/2012	Active	9	0	0	0	0.00%	13		10	1	None		P,S,T,M,VP SC	24+	90+ Days	
149923	Jakarta Beryl	02/16/2022	Active	17	0	0	0	0.00%	19		10				VP,SC	1		
148905	Jakarta Bunda Milenial	11/18/2021	Active	8	2	0	2	33.33%	6		3		4		M,VP,SC	1		
Exc Award (06/30/2022)																		
52799	JAKARTA CENDANA	04/01/1992	Active	53	2	7	-5	-8.62%	56	8	0			N		2		\$2,300.00
Exc Award (06/30/2016, 06/30/2017, 06/30/2020)																		
132976	Jakarta Centennial Batavia	10/27/2017	Active(1)	4	0	0	0	0.00%	5		6				VP,SC	13	90+ Days	
128972	Jakarta Centennial Euthenia	09/21/2016	Active	16	0	0	0	0.00%	16		16		9		T,M,VP,SC	6		
134207	Jakarta Centennial Kelapa Gading City	03/23/2018	Active	8	0	4	-4	-33.33%	12	6	4		3		M,VP,SC	22		
134831	Jakarta Centennial Lotus	05/25/2018	Active	42	22	1	21	100.00%	24	1	4			R	SC	5		\$6,870.00
Exc Award (06/30/2022)																		
131220	Jakarta Centennial Manunggal MM2100	06/12/2017	Active(2)	15	0	0	0	0.00%	15		14		5		M,VP,SC	2	90+ Days	\$50.00
134391	Jakarta Centennial Monas Entrepreneur	04/12/2018	Active	14	0	0	0	0.00%	14		0	1	None		P,S,T,M,VP SC	11	90+ Days	
Exc Award (06/30/2020)																		
129332	Jakarta Centennial Monas Hang Tuah	11/07/2016	Active	24	3	0	3	14.29%	21		0			N	T,SC	2		
Exc Award (06/30/2020, 06/30/2021, 06/30/2020)																		
134069	Jakarta Centennial Monas Kalea	03/08/2018	Active	42	5	2	3	7.69%	42	5	0			N	SC	0		\$1,629.00
Exc Award (06/30/2020, 06/30/2022, 06/30/2020)																		
132773	Jakarta Centennial Pucuk Palembang	09/27/2017	Active	10	0	0	0	0.00%	26		8		6		M,VP,SC	24+		
129058	Jakarta Centennial Puri Cengkareng	10/04/2016	Active(1)	5	1	0	1	25.00%	6		4		2		VP,SC	24+	90+ Days	
Exc Award (06/30/2018)																		




# Club Health Assessment for District 307 A1 through April 2025

			Status	Membership						Reports					Finance		LCIF
Club Number	Club Name	Charter Date		Current Member Count	YTD Members Added	YTD Members Dropped	YTD Net Growth	YTD Net Growth%	Member Count 12 Months Ago	Avg. length of service for dropped members	Months Since Last MMR ***	Yrs. Since Last Officer Report	President Rotation	Vice President Reported ****	Months Since Last Activity Report ***	Account Balance	Donations for current Fiscal Year
			Number of times on status quo within last two years	If below 15 members appears				If net loss is greater than 20% appears			If no report in 3 months appears in	When more than one year appears in	Number of repeat terms	Notes the officers that do not have an active	If no report at 12 months red		
133865	Jakarta Centennial SMA 2 86	03/02/2018	Active	27	0	0	0	0.00%	27		1		3	N	S,M,SC	1	\$270.00
86011	JAKARTA CITRA SURYA	03/29/2005	Active	21	1	0	1	5.00%	20		9				VP,SC	16	
Exc Award (06/30/2018)																	
67665	JAKARTA COSMOPOLITAN	04/21/2003	Active	51	7	10	-3	-5.56%	54	2	0			N		7	\$500.00
Exc Award (06/30/2016, 06/30/2019, 06/30/20																	
143083	Jakarta Cosmostellar	09/28/2020	Active	51	12	13	-1	-1.92%	52	4	0				VP	2	\$11,500.00
Exc Award (06/30/2021, 06/30/2022, 06/30/20																	
146030	Jakarta Elysium	05/05/2021	Active	12	1	0	1	9.09%	15		3		2		VP,SC	6	\$1,000.00
139642	Jakarta Gading Cemara	08/21/2019	Active	20	5	0	5	33.33%	17		0			N		0	\$2,270.00
105231	JAKARTA GREEN GARDEN	04/10/2009	Active	41	11	0	11	36.67%	37		0			IP	T	3	\$1,594.71
Exc Award (06/30/2016, 06/30/2018, 06/30/20																	
141836	Jakarta Happy Kanaya	06/24/2020	Active	22	3	5	-2	-8.33%	24	2	4			N	M	2	
Exc Award (06/30/2023, 06/30/2024)																	
78053	JAKARTA HAYAM WURUK	01/14/2004	Active	20	0	0	0	0.00%	20		14		8		VP,SC	21	
150149	Jakarta Hippocrates	03/22/2022	Active(1)	16	0	0	0	0.00%	18		1				VP,SC	6	
150018	Jakarta Iris	02/24/2022	Active	23	7	0	7	43.75%	26		4		4		S,VP,SC	0	
148901	Jakarta Jaya	11/18/2021	Active	5	0	0	0	0.00%	5		11		4		M,VP,SC	3	90+ Days
Exc Award (06/30/2022)																	
42008	JAKARTA JAYA PLUIT INDAH	11/08/1982	Active	29	11	0	11	61.11%	18		2		2	R	VP	5	\$900.00
Exc Award (06/30/2016, 06/30/2017, 06/30/20																	
148902	Jakarta Jaya Raya	11/18/2021	Active	2	0	0	0	0.00%	11		11	1	None		P,S,T,M,VP SC	18	
Exc Award (06/30/2022)																	
48446	JAKARTA JAYA SUNTER AGUNG	04/12/1988	Active	46	6	2	4	9.52%	44	6	0			N	M	0	\$7,725.00
Exc Award (06/30/2016, 06/30/2017, 06/30/20																	
34695	JAKARTA JAYAKARTA	11/07/1977	Active	11	0	1	-1	-8.33%	14	5	0		2		T,VP,SC	0	
Exc Award (06/30/2018)																	
151926	Jakarta Jet Ski Community	08/17/2022	Active(1)	24	0	0	0	0.00%	24		15	1	None		P,S,T,M,VP SC	20	90+ Days
152178	Jakarta Kalea Sofia Mehar	08/05/2022	Active	36	8	3	5	16.13%	31	2	0			N	SC	0	\$3,310.00



# Club Health Assessment for District 307 A1 through April 2025

			Status	Membership							Reports					Finance	LCIF
Club Number	Club Name	Charter Date		Current Member Count	YTD Members Added	YTD Members Dropped	YTD Net Growth	YTD Net Growth%	Member Count 12 Months Ago	Avg. length of service for dropped members	Months Since Last MMR ***	Yrs. Since Last Officer Report	President Rotation	Vice President Reported ****	Months Since Last Activity Report ***	Account Balance	Donations for current Fiscal Year
			Number of times on status quo within last two years	If below 15 members appears				If net loss is greater than 20% appears			If no report in 3 months appears in	When more than one year appears in	Number of repeat terms	Notes the officers that do not have an active	If no report at 12 months red		
Exc Award (06/30/2024)																	
47686	JAKARTA KARTINI	08/24/1987	Active	19	0	0	0	0.00%	20		10			M,VP,SC	11		
Exc Award (06/30/2016)																	
66666	JAKARTA KELAPA GADING ASRI	09/25/2002	Active	27	0	2	-2	-6.90%	32	9	1		N	VP,SC	4		
Exc Award (06/30/2017, 06/30/2018)																	
136372	Jakarta Kelapa Gading Boulevard LW	09/06/2018	Active	7	0	1	-1	-12.50%	4	7	8		2	VP,SC	9		
119917	Jakarta Kelapa Gading Jaya	07/05/2013	Active	14	0	1	-1	-6.67%	21	8	6			VP,SC	3		
Exc Award (06/30/2017, 06/30/2018, 06/30/20)																	
139643	Jakarta Kencana Kirana	08/22/2019	Cancelled(8*)	0	0	4	-4	-100.00%	4	5	4	2	None	P,S,T,M,VP SC	24+	90+ Days	
151179	Jakarta Khandra	06/10/2022	Active	32	13	1	12	60.00%	23	3	0		N	SC	0		
Exc Award (06/30/2023)																	
49780	JAKARTA KHARISMA	07/20/1989	Active	31	3	0	3	10.71%	42		5		N	S	1		\$900.00
Exc Award (06/30/2016, 06/30/2017, 06/30/20)																	
30916	JAKARTA KOTA ZENITH	06/13/1975	Active	20	0	0	0	0.00%	28		10			VP	4		\$1,320.00
Exc Award (06/30/2017)																	
148787	Jakarta Madhava	11/10/2021	Active	25	0	0	0	0.00%	25		20	1	None	P,S,T,M,VP SC	N/A	90+ Days	
110175	JAKARTA MAGNOLIA THE LEADERS	02/01/2011	Active	23	4	4	0	0.00%	11	4	0		4	VP,SC	0		
Exc Award (06/30/2016)																	
126791	Jakarta Mangga Dua Jaya	02/18/2016	Cancelled(6*)	0	0	0	0	0.00%	5		6	1	None	P,S,T,M,VP SC	16		
Exc Award (06/30/2018)																	
106851	JAKARTA MEDIKA MEDIA	11/10/2009	Active	38	6	0	6	18.75%	34		1		R		1		\$1,000.00
Exc Award (06/30/2016, 06/30/2018, 06/30/20)																	
84155	JAKARTA MENTENG	09/15/2004	Active	23	2	1	1	4.55%	23	3	4		N		9		
Exc Award (06/30/2018)																	
128612	Jakarta Meruya Bintang	08/15/2016	Active	14	1	4	-3	-17.65%	17	5	0		2	VP,SC	20		
Exc Award (06/30/2018)																	
124294	Jakarta Meruya Sehati	03/05/2015	Active	10	0	0	0	0.00%	10		11		2	VP,SC	6	90+ Days	
Exc Award (06/30/2016, 06/30/2017, 06/30/20)																	



## Club Health Assessment for District 307 A1 through April 2025

			Status	Membership							Reports					Finance		LCIF
Club Number	Club Name	Charter Date		Current Member Count	YTD Members Added	YTD Members Dropped	YTD Net Growth	YTD Net Growth%	Member Count 12 Months Ago	Avg. length of service for dropped members	Months Since Last MMR ***	Yrs. Since Last Officer Report	President Rotation	Vice President Reported ****	Months Since Last Activity Report ***	Account Balance	Donations for current Fiscal Year	
			Number of times on status quo within last two years	If below 15 members appears					If net loss is greater than 20% appears			If no report in 3 months appears in	When more than one year appears in	Number of repeat terms	Notes the officers that do not have an active	If no report at 12 months appears in red		
27943	JAKARTA METROPOLITAN	09/17/1971	Active	23	4	10	-6	-20.69%	25	4	0				VP,SC	0		\$28,000.00
Exc Award (06/30/2020, 06/30/2022)																		
127254	Jakarta Millennium Manunggal	04/08/2016	Active	30	0	2	-2	-6.25%	30	2	3			R		6		
Exc Award (06/30/2018, 06/30/2022)																		
127610	Jakarta Millennium Sutera	06/08/2016	Active	58	10	6	4	7.41%	54	5	2			IP	SC	0		
Exc Award (06/30/2017, 06/30/2018, 06/30/2022)																		
36616	JAKARTA MONAS	02/13/1979	Active	21	1	1	0	0.00%	25	20	0			N	SC	6		
Exc Award (06/30/2016, 06/30/2017, 06/30/2022)																		
150184	Jakarta Monas Blessings	04/20/2022	Active	41	10	6	4	10.81%	37	2	0			N	T,SC	0		
Exc Award (06/30/2023)																		
108407	JAKARTA MONAS GREEN	05/24/2010	Active	28	0	3	-3	-9.68%	31	11	0				M,VP,SC	2		
Exc Award (06/30/2018, 06/30/2021)																		
139574	Jakarta Monas Heritage	08/19/2019	Active	33	10	1	9	37.50%	25	2	1			N	M,SC	1		
Exc Award (06/30/2020, 06/30/2021, 06/30/2022)																		
148707	Jakarta Monas Hope	10/27/2021	Active	42	15	2	13	44.83%	27	2	0			N	M,SC	1		\$2,500.00
Exc Award (06/30/2022)																		
121484	Jakarta Monas Kalingga	02/28/2014	Active	58	6	1	5	9.43%	53	0	0			N		0		\$1,000.00
Exc Award (06/30/2018, 06/30/2020, 06/30/2022)																		
150736	Jakarta Monas Kalingga Sunshine	06/09/2022	Active	28	5	6	-1	-3.45%	27	2	0		2	R	SC	0		
Exc Award (06/30/2023, 06/30/2024)																		
151824	Jakarta Monas Lilydani	07/27/2022	Active	12	0	18	-18	-60.00%	30	4	4				VP,SC	9		
Exc Award (06/30/2023, 06/30/2024)																		
136007	Jakarta Monas Movast	07/23/2018	Active	74	19	16	3	4.23%	69	4	0			N		0		\$10,360.29
Exc Award (06/30/2022, 06/30/2024)																		
123642	Jakarta Monas Summit	11/18/2014	Active	41	25	12	13	46.43%	24	1	0		2		VP	1		
Exc Award (06/30/2022, 06/30/2023, 06/30/2024)																		
49256	JAKARTA PARAMITRA	02/24/1989	Active	37	4	5	-1	-2.63%	37	4	4			N		2		
Exc Award (06/30/2017, 06/30/2018, 06/30/2022)																		
146254	Jakarta PIK Northstar	05/20/2021	Active	20	4	0	4	25.00%	15		0			N		14		



# Club Health Assessment for District 307 A1 through April 2025

			Status	Membership							Reports					Finance		LCIF
Club Number	Club Name	Charter Date		Current Member Count	YTD Members Added	YTD Members Dropped	YTD Net Growth	YTD Net Growth%	Member Count 12 Months Ago	Avg. length of service for dropped members	Months Since Last MMR ***	Yrs. Since Last Officer Report	President Rotation	Vice President Reported ****	Months Since Last Activity Report ***	Account Balance	Donations for current Fiscal Year	
			Number of times on status quo within last two years	If below 15 members appears				If net loss is greater than 20% appears			If no report in 3 months appears in	When more than one year appears in	Number of repeat terms	Notes the officers that do not have an active	If no report at 12 months appears in red			
64797	JAKARTA PURI INDAH	11/27/2001	Active(1)	59	18	25	-7	-10.61%	66	11	1			N	T,SC	8	\$1,800.00	
	Exc Award (06/30/2017, 06/30/2019, 06/30/20																	
129386	Jakarta Pusat Centennial Daneswara	11/09/2016	Active	41	13	1	12	41.38%	31	10	3			R	M,SC	4	\$700.00	
	Exc Award (06/30/2022, 06/30/2023)																	
132752	Jakarta Pusat Centennial Flamboyan	09/29/2017	Active(1)	11	0	0	0	0.00%	12		11		2	N		18	90+ Days	
134044	Jakarta Pusat Centennial Terra	03/08/2018	Active	32	4	1	3	10.34%	29	11	0			N		10	\$3,000.00	
	Exc Award (06/30/2020, 06/30/2021, 06/30/20																	
115406	JAKARTA PUSAT JAYAKARTA JAYA	10/28/2011	Active	10	1	2	-1	-9.09%	18	3	4				P,VP,SC	6	\$970.00	
	Exc Award (06/30/2018, 06/30/2020)																	
144239	Jakarta Pusat Maheswara	12/21/2020	Active	9	0	0	0	0.00%	10		10				M,VP,SC	15		
117744	JAKARTA PUSAT MONAS MILLENIUM	08/28/2012	Active(3)	24	30	19	11	84.62%	15	10	0		3		T,M,VP,SC	16		
	Exc Award (06/30/2016, 06/30/2017, 06/30/20																	
125561	Jakarta Pusat PS3I	08/07/2015	Active	12	0	0	0	0.00%	16		10				P,M,VP,SC	0	\$600.00	
139580	Jakarta Pusat Trojans	09/30/2019	Active	24	3	2	1	4.35%	25	3	3		2		M,VP,SC	0	\$1,000.00	
	Exc Award (06/30/2020, 06/30/2021, 06/30/20																	
148368	Jakarta Raya	10/10/2021	Active	5	0	0	0	0.00%	5		13		4		VP,SC	2	90+ Days	
148880	Jakarta Regina Pacis	11/18/2021	Active	18	1	2	-1	-5.26%	24	3	4				VP,SC	0	\$1,010.00	
150850	Jakarta Sedulur Bunda Milenial	05/16/2022	Active	1	0	5	-5	-83.33%	6	2	2		4		S,T,M,VP,SC	12		
149988	Jakarta Sentosa	02/22/2022	Active	31	22	0	22	244.44%	11		4		4	N		24+	90+ Days	
149017	Jakarta Stellar Light	11/18/2021	Active	15	4	3	1	7.14%	14	3	0		3	N	VP	0		
65147	JAKARTA TAMAN ANGGREK	03/26/2002	Active	70	0	17	-17	-19.54%	84	11	0		None	N	P,SC	14	\$200.00	
	Exc Award (06/03/2018, 06/30/2017, 06/30/20																	
40678	JAKARTA TOMANG	12/10/1981	Active	11	9	1	8	266.67%	2	22	0				T,VP,SC	5		
103801	JAMBI	10/14/2008	Active	27	0	0	0	0.00%	29		10		2	N	SC	0		
	Exc Award (06/30/2016)																	
129889	Jambi Centennial Angso Duo	02/22/2017	Active	14	2	4	-2	-12.50%	17	3	1				M,VP,SC	14	90+ Days	
	Exc Award (06/30/2018)																	



## Club Health Assessment for District 307 A1 through April 2025

INTERNATIONAL

Club Number	Club Name	Charter Date	Status	Membership							Reports				Finance	LCIF	
				Current Member Count	YTD Members Added	YTD Members Dropped	YTD Net Growth	YTD Net Growth%	Member Count 12 Months Ago	Avg. length of service for dropped members	Months Since Last MMR ***	Yrs. Since Last Officer Report	President Rotation	Vice President Reported ****	Months Since Last Activity Report ***	Account Balance	Donations for current Fiscal Year
			Number of times on status quo within last two years	If below 15 members appears				If net loss is greater than 20% appears			If no report in 3 months appears in	When more than one year appears in	Number of repeat terms	Notes the officers that do not have an active	If no report at 12 months appears in red		
120601	Jambi Siginjai	10/25/2013	Active	14	0	5	-5	-26.32%	19	2	4		2	VP,SC	2		
	Exc Award (06/30/2016, 06/30/2022)																
148575	Palembang Cyber World	10/08/2021	Active(1)	7	1	0	1	16.67%	10		0			VP	15		
78939	PALEMBANG KOTA	04/29/2004	Active	33	6	1	5	17.86%	34	18	5			M,VP,SC	3		
140146	Pangkalpinang Smile	10/29/2019	Active	29	5	1	4	16.00%	28	5	5			VP	7		

Clubs Cancelled Previous Fiscal Year – Clubs Cancelled within last 12 months may be reinstated

Club Number	Club Name	Charter Date	Current Status*	Cancellation Date
136562	Jakarta Barat Marigold	10/01/2018	Cancelled(6*)	06/29/2024
133862	Jakarta Centennial Fatahillah	02/20/2018	Cancelled(6*)	07/29/2023
131073	Jakarta Centennial Kalingga Andamari	05/31/2017	Cancelled(7*)	06/29/2024
149434	Jakarta Chandra Kirana	01/01/2022	Cancelled(8*)	12/29/2023
145659	Jakarta Gading LW	03/23/2021	Cancelled(7*)	06/29/2024
136589	Jakarta Pusat The Leaders	10/03/2018	Cancelled(7*)	06/29/2024
149431	Jakarta Sunyaragi Kirana	01/01/2022	Cancelled(6*)	07/29/2023

Current Total Clubs Count	YTD New Clubs Count	YTD Cancelled Clubs Count	YTD Net Club Gain	Current Total Members Count	YTD Add	YTD Drop	YTD Net Growth	YTD Net Growth %	Member Count 12 Months Ago	Average Member Count Per Club	% of Clubs with less than 20 members	% No MMR in 3 Months	% No Officer Report in 12 Months	% of Clubs with balance 90+ days	Number of Clubs in Status Quo	% Status Quo Clubs in Financial Suspension	Number of Cancelled Clubs	Average Cancelled Club Age	Members Lost Due to Cancellation	% of Clubs Cancelled for Non-Financial Reasons
123	18	3	15	2,968	835	355	480	19.29%	2,566	24	41%	54%	4%	16%	0	0%	3	22	15	0%

\* - P - Priority Club. Cancellation Reasons: 1-Objectives/conduct, 2-Non-active club, 5-Non-existing club, 6-Disbanding, 7-Merger, 8-Financial Suspension, 9-District/Multiple District Dues.

\*\* - Abbreviation: P-President, S-Secretary, T-Treasurer, M-Member Chairperson, VP-First Vice President, MC-Communications Chairperson, SC-Service Chairperson

\*\*\* - Abbreviation: N/R - Never reported using the Lions Clubs website, N/A - Not applicable, No password registered for the Lions Clubs website.

\*\*\*\* - Abbreviation: N - New, IP - Immediate Past, R - Repeat.



## Club Health Assessment for District 307 A2 through April 2025

			Status	Membership						Reports					Finance		LCIF
Club Number	Club Name	Charter Date		Current Member Count	YTD Members Added	YTD Members Dropped	YTD Net Growth	YTD Net Growth%	Member Count 12 Months Ago	Avg. length of service for dropped members	Months Since Last MMR ***	Yrs. Since Last Officer Report	President Rotation	Vice President Reported ****	Months Since Last Activity Report ***	Account Balance	Donations for current Fiscal Year
			Number of times on status quo within last two years	If below 15 members appears				If net loss is greater than 20% appears			If no report in 3 months appears in	When more than one year appears in	Number of repeat terms	Notes the officers that do not have an active	If no report at 12 months red		
Clubs less than two years old																	
181594	Aceh Tamiang Host	04/22/2025	Newly Chartered	17	17	0	17	100.00%	0		0			VP,SC	N/R		
171794	Dumai Host	05/29/2024	Active	25	1	0	1	4.17%	0		7		2	VP,SC	N/A		
171792	Duri Prima	05/21/2024	Active	28	5	0	5	21.74%	0		4			VP	1		
156357	Karo Extravaganza	11/07/2023	Cancelled(8*)	0	0	24	-24	-100.00%	24	1	3		None	P,S,T,M,VP SC	14	90+ Days	
154390	Karo Simalem Jaya	05/19/2023	Active	21	0	0	0	0.00%	21		6			N	0		
	Exc Award (06/30/2024)																
155443	Medan Avyanna	07/25/2023	Active	40	9	7	2	5.26%	38	4	0			N	0		\$100.00
	Exc Award (06/30/2024)																
180138	Medan Bintang	01/16/2025	Active	24	24	0	24	100.00%	0		0			N	N/R		
157833	Medan Bone Fide Kirana	05/20/2024	Active	20	0	0	0	0.00%	0		10		2	VP	N/A	90+ Days	
155965	Medan Central Society	09/26/2023	Active	17	0	5	-5	-22.73%	22	1	2		2	M,VP,SC	6	90+ Days	
176794	Medan Eka Bersinar	08/27/2024	Active	37	41	4	37	100.00%	0	0	6			N	5		
176429	Medan Farmaca	08/16/2024	Active	20	20	0	20	100.00%	0		4			N	0	90+ Days	
176046	Medan Galaxy	08/12/2024	Active	20	20	0	20	100.00%	0		8			N	N/R	90+ Days	
154910	Medan Golden Cendekia	06/20/2023	Active	26	3	0	3	13.04%	23		6			N	SC	0	\$1,100.00
	Exc Award (06/30/2024)																
177711	Medan Golden Lumina	09/13/2024	Active	20	20	0	20	100.00%	0		0			N	N/R		
171274	Medan Golden Metafora	05/20/2024	Active	26	5	0	5	23.81%	0		8		2	M,VP	0		
180495	Medan HWG	02/12/2025	Newly Chartered	20	20	0	20	100.00%	0		2			VP,SC	N/A		
176962	Medan KSK	08/12/2024	Active	19	19	0	19	100.00%	0		8			VP,SC	N/R		
172280	MEDAN LP3I	06/20/2024	Active	27	0	0	0	0.00%	0		0			M,VP	N/R		
181583	Medan Mikroskil	04/24/2025	Newly Chartered	25	25	0	25	100.00%	0		0			VP	N/A		
171647	Medan Politeknik Ganesha	06/03/2024	Active	24	0	0	0	0.00%	0		10		None	P,VP,SC	N/R	90+ Days	



# Club Health Assessment for District 307 A2 through April 2025

			Status	Membership							Reports					Finance		LCIF
Club Number	Club Name	Charter Date		Current Member Count	YTD Members Added	YTD Members Dropped	YTD Net Growth	YTD Net Growth%	Member Count 12 Months Ago	Avg. length of service for dropped members	Months Since Last MMR ***	Yrs. Since Last Officer Report	President Rotation	Vice President Reported ****	Months Since Last Activity Report ***	Account Balance	Donations for current Fiscal Year	
			Number of times on status quo within last two years	If below 15 members appears				If net loss is greater than 20% appears			If no report in 3 months appears in	When more than one year appears in	Number of repeat terms	Notes the officers that do not have an active	If no report at 12 months red			
157781	Medan Pro Bono Kirana	05/13/2024	Active	30	0	0	0	0.00%	0		10		2	VP	N/R	90+ Days		
155503	Medan Pro Justicia	08/14/2023	Active	23	0	1	-1	-4.17%	21	0	5		3	R S	10	90+ Days		
	Exc Award (06/30/2024)																	
156860	Medan Profesional	01/30/2024	Active	22	2	12	-10	-31.25%	20	1	2		2	S,T,M,VP,SC	4			
178713	Medan Regina Maris Hospital	09/30/2024	Active	33	33	0	33	100.00%	0		5			N	5	90+ Days		
181786	Medan Sport	04/22/2025	Newly Chartered	44	44	0	44	100.00%	0		0			VP	N/R			
154407	Medan UCM Campus	05/15/2023	Active	4	0	20	-20	-83.33%	24	1	4		3	S,M,VP,SC	7			
155903	Medan UMI Medical	09/22/2023	Active	42	15	0	15	55.56%	27		1		2	M,VP,SC	5	90+ Days		
181648	Medan Victory	04/30/2025	Newly Chartered	20	20	0	20	100.00%	0		0			M,VP,SC	N/R			
171387	Medan Vision	06/05/2024	Active	22	2	0	2	10.00%	0		1			M,VP	1	90+ Days		
158001	Padang Badunsanak	05/28/2024	Active	16	0	4	-4	-20.00%	0	1	4		2	M,VP,SC	5			
156644	Padang Rancak Bana	12/04/2023	Active	25	0	4	-4	-13.79%	26	1	4		2	M,VP,SC	3			
	Exc Award (06/30/2024)																	
157979	Padang Squad	05/22/2024	Active	17	0	3	-3	-15.00%	0	1	4		2	M,VP,SC	1			
156917	Pekanbaru Awal Bros	12/19/2023	Active	20	0	0	0	0.00%	20		7		2	M,VP	8	90+ Days		
154438	Pekanbaru Golden Wings	06/09/2023	Active	25	12	6	6	31.58%	17	1	0			VP	1			
155720	Pekanbaru Madani	08/31/2023	Active	36	11	0	11	44.00%	25		1		2	M,VP	1		\$100.00	
172170	Pekanbaru Murni Teguh Eria	06/13/2024	Active	20	0	0	0	0.00%	0		8		2	VP	2	90+ Days		
155719	Pekanbaru Phoenix Glory	08/17/2023	Active	16	0	4	-4	-20.00%	20	4	4			M,VP	1		\$50.00	
154085	Pekanbaru Riau Property	05/04/2023	Active	45	10	8	2	4.65%	35	2	4			N	0			
	Exc Award (06/30/2024)																	
154672	Sergai Bersatu	06/08/2023	Active	7	1	13	-12	-63.16%	19	2	3		2	N M,SC	6			
Clubs more than two years old																		
129161	Bagan Batu Bintang Mulia	10/19/2016	Cancelled(8*)	0	0	16	-16	-100.00%	16	6	4		None	P,S,T,M,VP SC	24+	90+ Days		
	Exc Award (06/30/2023)																	



# Club Health Assessment for District 307 A2 through April 2025

			Status	Membership							Reports					Finance	LCIF
Club Number	Club Name	Charter Date		Current Member Count	YTD Members Added	YTD Members Dropped	YTD Net Growth	YTD Net Growth%	Member Count 12 Months Ago	Avg. length of service for dropped members	Months Since Last MMR ***	Yrs. Since Last Officer Report	President Rotation	Vice President Reported ****	Months Since Last Activity Report ***	Account Balance	Donations for current Fiscal Year
			Number of times on status quo within last two years	If below 15 members appears				If net loss is greater than 20% appears			If no report in 3 months appears in	When more than one year appears in	Number of repeat terms	Notes the officers that do not have an active	If no report at 12 months appears in red		
106602	BINJAI SEJATI	09/14/2009	Active	29	1	0	1	3.57%	28		4		2	M,VP,SC	2		\$6,000.00
	Exc Award (06/30/2016, 06/30/2017, 06/30/2018)																
149548	Indrapura Host	02/15/2022	Active	32	7	4	3	10.34%	26	2	2			N M,SC	1		
	Exc Award (06/30/2023, 06/30/2024)																
148204	Kisaran Golden Sempurna	09/03/2021	Active	22	0	0	0	0.00%	26		10			P,M,VP,SC	9		\$100.00
	Exc Award (06/30/2022, 06/30/2023)																
27944	MEDAN	05/09/1972	Active	49	2	7	-5	-9.26%	54	9	4			N S,VP,SC	1		\$2,150.00
	Exc Award (06/30/2016, 06/30/2017, 06/30/2018)																
101402	MEDAN ALUMNI 87	02/26/2008	Active	90	14	0	14	18.42%	82		6			R	0		\$6,000.00
	Exc Award (06/30/2016, 06/30/2017, 06/30/2018)																
123899	Medan Alumni Binjai	12/30/2014	Active	25	3	5	-2	-7.41%	26	6	2			N	0		\$1,100.00
	Exc Award (06/30/2017, 06/30/2018, 06/30/2019)																
126551	Medan Alumni Darma Agung	02/02/2016	Active	60	2	6	-4	-6.25%	64	3	4			VP	9		\$1,200.00
	Exc Award (06/30/2017, 06/30/2018, 06/30/2019)																
136080	Medan Alumni Husni Thamrin	08/23/2018	Active	26	2	0	2	8.33%	24		3			N M,VP,SC	0		\$100.00
	Exc Award (06/30/2021, 06/30/2023, 06/30/2024)																
118969	MEDAN ALUMNI SUTOMO	04/01/2013	Active	33	0	0	0	0.00%	41		7		2	N	7		\$100.00
	Exc Award (06/30/2018, 06/30/2020, 06/30/2021)																
56029	MEDAN ANGKASA	08/03/1994	Active	79	22	14	8	11.27%	71	4	1			N SC	1		\$6,000.00
	Exc Award (06/30/2016, 06/30/2017, 06/30/2018)																
56649	MEDAN ANGSA PURA	03/13/1995	Active	33	2	1	1	3.13%	31	5	1		2	VP,SC	1		
	Exc Award (06/30/2016, 06/30/2017, 06/30/2018)																
121504	Medan Angsapura Jaya	03/05/2014	Active	62	8	0	8	14.81%	53		4		3	N SC	1		\$2,734.42
	Exc Award (06/30/2016, 06/30/2017, 06/30/2018)																
126470	Medan Aryaguna	02/09/2016	Active	55	10	10	0	0.00%	55	3	1			N	0		\$3,000.00
	Exc Award (06/30/2017, 06/30/2018, 06/30/2019)																
145777	Medan Aston Jaya	05/21/2021	Active	15	0	6	-6	-28.57%	20	3	0			N P,SC	14		\$100.00
	Exc Award (06/30/2024)																
136103	Medan Bankers	08/07/2018	Active	44	9	7	2	4.76%	43	4	0			N VP	1		\$1,100.00



# Club Health Assessment for District 307 A2 through April 2025

			Status	Membership							Reports					Finance	LCIF	
Club Number	Club Name	Charter Date		Current Member Count	YTD Members Added	YTD Members Dropped	YTD Net Growth	YTD Net Growth%	Member Count 12 Months Ago	Avg. length of service for dropped members	Months Since Last MMR ***	Yrs. Since Last Officer Report	President Rotation	Vice President Reported ****	Months Since Last Activity Report ***	Account Balance	Donations for current Fiscal Year	
			Number of times on status quo within last two years	If below 15 members appears					If net loss is greater than 20% appears			If no report in 3 months appears in	When more than one year appears in	Number of repeat terms	Notes the officers that do not have an active	If no report at 12 months appears in red		
Exc Award (06/30/2020, 06/30/2021, 06/30/2022)			Active	62	27	10	17	37.78%	45	3	0			N	S	0		\$200.00
138240	Medan Bankers Charity	06/07/2019																
Exc Award (06/30/2020, 06/30/2021, 06/30/2022)			Active	10	0	4	-4	-28.57%	14	4	0				M,VP,SC	1		
153587	Medan Bina Karya Daur Ulang	01/27/2023																
Exc Award (06/30/2023)			Active	63	1	11	-10	-13.70%	72	2	4		2		M,VP,SC	1		\$3,300.00
110355	MEDAN BUSINESS CENTRE	02/14/2011																
Exc Award (06/30/2016, 06/30/2017, 06/30/2018)			Active	34	7	5	2	6.25%	31	5	4			R	M,VP,SC	2		\$700.00
128649	Medan Cambridge	08/17/2016																
Exc Award (06/30/2020, 06/30/2023, 06/30/2024)			Active	25	15	10	5	25.00%	20	3	1		3		VP,SC	1		
143843	Medan Capital Market	12/18/2020																
Exc Award (06/30/2024)			Active	29	1	8	-7	-19.44%	36	3	4			R		1		
87970	MEDAN CEMARA	05/05/2005																
Exc Award (06/30/2017, 06/30/2018, 06/30/2019)			Active	68	10	0	10	17.24%	53		0		2		VP	2		\$1,100.00
130307	Medan Centennial Diamond	03/08/2017																
Exc Award (06/30/2018, 06/30/2020, 06/30/2021)			Active	28	1	2	-1	-3.45%	30	4	4				M,VP,SC	1		\$2,000.00
130879	Medan Centennial Titans	05/15/2017																
Exc Award (06/30/2020, 06/30/2023)			Active	74	11	0	11	17.46%	68		0			N	M	1		\$1,250.00
118850	MEDAN CHAKRA	03/26/2013																
Exc Award (06/30/2016, 06/30/2017, 06/30/2018)			Active	31	20	1	19	158.33%	13	4	0				VP	4		
136393	Medan Champion	09/27/2018																
Exc Award (06/30/2021, 06/30/2022, 06/30/2023)			Active	70	3	0	3	4.48%	74		0			N		0		\$3,100.00
37645	MEDAN DELI	10/31/1979																
Exc Award (06/30/2016, 06/30/2017, 06/30/2018)			Active	20	0	1	-1	-4.76%	21	2	8				M,VP,SC	7		
117849	MEDAN EKA PRASETYA CAMPUS	09/26/2012																
Exc Award (06/30/2021, 06/30/2022)			Active	58	15	2	13	28.89%	50	0	0			N	VP,SC	0		\$4,000.00
128481	Medan Finance	08/03/2016																
Exc Award (06/30/2017, 06/30/2018, 06/30/2019)			Active	21	0	1	-1	-4.55%	22	9	4				M,VP,SC	5		\$1,320.00
106937	MEDAN FORTUNE DODO	11/24/2009																
Exc Award (06/30/2016, 06/30/2018, 06/30/2020)																		



# Club Health Assessment for District 307 A2 through April 2025

			Status	Membership							Reports					Finance		LCIF
Club Number	Club Name	Charter Date		Current Member Count	YTD Members Added	YTD Members Dropped	YTD Net Growth	YTD Net Growth%	Member Count 12 Months Ago	Avg. length of service for dropped members	Months Since Last MMR ***	Yrs. Since Last Officer Report	President Rotation	Vice President Reported ****	Months Since Last Activity Report ***	Account Balance	Donations for current Fiscal Year	
			Number of times on status quo within last two years	If below 15 members appears				If net loss is greater than 20% appears			If no report in 3 months appears in	When more than one year appears in	Number of repeat terms	Notes the officers that do not have an active	If no report at 12 months appears in red			
115415	MEDAN FORTUNE UNIVERSAL Exc Award (06/30/2016, 06/30/2017, 06/30/20	10/28/2011	Active	24	2	3	-1	-4.00%	26	4	1			M,VP,SC	1		\$100.00	
52360	MEDAN GARUDA Exc Award (06/30/2016, 06/30/2018)	12/26/1991	Active(1)	13	0	1	-1	-7.14%	14	10	4		3	M,VP,SC	4			
120934	Medan Golden Estate Exc Award (06/30/2018, 06/30/2021, 06/30/20	12/12/2013	Active	26	7	11	-4	-13.33%	25	2	1		2	R T	0		\$1,100.00	
136524	Medan Grace Exc Award (06/30/2021, 06/30/2023, 06/30/20	10/25/2018	Active	41	13	0	13	46.43%	26		1			N M	0		\$2,100.00	
127749	Medan Graha Harmoni Exc Award (06/30/2018, 06/30/2021, 06/30/20	06/08/2016	Active	58	16	10	6	11.54%	50	3	3			M,VP,SC	6			
67266	MEDAN GRAHA HELVETIA NEW CENTURY Exc Award (06/30/2017, 06/30/2018, 06/30/20	02/19/2003	Active	15	0	0	0	0.00%	15		9			M,VP,SC	7			
139546	Medan Hang Kesturi Exc Award (06/30/2021, 06/30/2023)	09/12/2019	Active	40	20	0	20	100.00%	22		1			M,VP,SC	1		\$1,100.00	
141076	Medan Happy Exc Award (06/30/2021)	05/28/2020	Active	20	10	2	8	66.67%	14	3	0			R	1		\$200.00	
146808	Medan Infinity Exc Award (06/30/2022, 06/30/2024)	06/17/2021	Active	26	11	10	1	4.00%	21	3	4			N	5		\$2,000.00	
66639	MEDAN JOHOR Exc Award (06/30/2016, 06/30/2018, 06/30/20	09/25/2002	Active	36	0	1	-1	-2.70%	35	7	3		4	M,VP,SC	0			
82743	MEDAN KARTINI Exc Award (06/30/2016, 06/30/2017, 06/30/20	06/23/2004	Active	60	18	8	10	20.00%	50	20	1		2	M,VP,SC	0		\$2,000.00	
118588	MEDAN KASUARI Exc Award (06/30/2018, 06/30/2022, 06/30/20	01/14/2013	Active	32	2	4	-2	-5.88%	32	4	0			VP	1		\$400.00	
141642	Medan Kayana Exc Award (06/30/2023)	06/18/2020	Active	24	1	0	1	4.35%	25		4			N	9			
67633	MEDAN KESAWAN NEW CENTURY Exc Award (06/30/2016, 06/30/2017, 06/30/20	04/03/2003	Active	50	2	0	2	4.17%	48		0			N	1		\$14,200.00	



## Club Health Assessment for District 307 A2 through April 2025

			Status	Membership							Reports					Finance		LCIF
Club Number	Club Name	Charter Date		Current Member Count	YTD Members Added	YTD Members Dropped	YTD Net Growth	YTD Net Growth%	Member Count 12 Months Ago	Avg. length of service for dropped members	Months Since Last MMR ***	Yrs. Since Last Officer Report	President Rotation	Vice President Reported ****	Months Since Last Activity Report ***	Account Balance	Donations for current Fiscal Year	
			Number of times on status quo within last two years	If below 15 members appears				If net loss is greater than 20% appears			If no report in 3 months appears in	When more than one year appears in	Number of repeat terms	Notes the officers that do not have an active	If no report at 12 months appears in red			
151858	Medan Kita	07/27/2022	Active	25	12	0	12	92.31%	13		2			VP,SC	0		\$410.00	
	Exc Award (06/30/2024)																	
67708	MEDAN KOTA	04/07/2003	Active	56	4	1	3	5.66%	68	3	0			VP,SC	8			
	Exc Award (06/30/2017, 06/30/2018, 06/30/2019)																	
106143	MEDAN LESTARI	07/23/2009	Active	98	21	12	9	10.11%	89	3	0		N	VP	1		\$13,100.00	
	Exc Award (06/30/2016, 06/30/2018, 06/30/2019)																	
51147	MEDAN LIBERTY	12/27/1990	Active	48	0	5	-5	-9.43%	55	11	9			R	6		\$1,100.00	
	Exc Award (06/30/2016, 06/30/2017, 06/30/2018)																	
125516	Medan Liberty Diversity	08/10/2015	Active	16	0	17	-17	-51.52%	33	4	0			N	5		\$1,100.00	
	Exc Award (06/30/2017, 06/30/2018, 06/30/2019)																	
75912	MEDAN MALIBU	06/30/2003	Active	36	3	9	-6	-14.29%	42	7	3		2	S,VP	0			
	Exc Award (06/30/2018, 06/30/2020, 06/30/2021)																	
117054	MEDAN MALIBU SRIKANDI	06/13/2012	Active	38	0	4	-4	-9.52%	42	5	3		2	VP	0			
	Exc Award (06/30/2018, 06/30/2020, 06/30/2021)																	
47850	MEDAN MERDEKA	11/10/1987	Active	51	0	0	0	0.00%	51		8			M,VP	0		\$4,100.00	
	Exc Award (06/30/2016, 06/30/2022, 06/30/2023)																	
101534	MEDAN METROPOLITAN	03/06/2008	Active	26	0	0	0	0.00%	26		7			N	6			
	Exc Award (06/30/2016, 06/30/2017, 06/30/2018)																	
140971	Medan Millenials	02/18/2020	Active	26	2	1	1	4.00%	25	0	0			N	M,VP,SC	1	\$1,000.00	
	Exc Award (06/30/2023)																	
130673	Medan Millenium	04/11/2017	Active	30	0	8	-8	-21.05%	38	4	4		2	R	SC	3	\$2,000.00	
	Exc Award (06/30/2018, 06/30/2020, 06/30/2021)																	
104997	MEDAN MULIA	03/16/2009	Active	247	12	23	-11	-4.26%	255	3	0			N	M	0	\$5,000.00	
	Exc Award (06/30/2016, 06/30/2017, 06/30/2018)																	
57465	MEDAN ORIENTAL	11/07/1995	Active	13	1	2	-1	-7.14%	16	5	2		3	M,VP,SC	16			
	Exc Award (06/30/2017, 06/30/2018, 06/30/2019)																	
146114	Medan Pelita	05/06/2021	Active	7	0	0	0	0.00%	7		6			M,VP,SC	24+	90+ Days		
56453	MEDAN PIONEER	01/19/1995	Active	64	20	0	20	45.45%	47		2			N	0		\$100.00	
	Exc Award (06/30/2016, 06/30/2018, 06/30/2019)																	



# Club Health Assessment for District 307 A2 through April 2025

			Status	Membership							Reports					Finance		LCIF
Club Number	Club Name	Charter Date		Current Member Count	YTD Members Added	YTD Members Dropped	YTD Net Growth	YTD Net Growth%	Member Count 12 Months Ago	Avg. length of service for dropped members	Months Since Last MMR ***	Yrs. Since Last Officer Report	President Rotation	Vice President Reported ****	Months Since Last Activity Report ***	Account Balance	Donations for current Fiscal Year	
			Number of times on status quo within last two years	If below 15 members appears				If net loss is greater than 20% appears			If no report in 3 months appears in	When more than one year appears in	Number of repeat terms	Notes the officers that do not have an active	If no report at 12 months appears in red			
105153	MEDAN PIONEER DIAMOND	04/03/2009	Active	31	0	4	-4	-11.43%	30	4	4			N	1		\$100.00	
Exc Award (06/30/2016, 06/30/2017, 06/30/2018)																		
87805	MEDAN PMCI CAMPUS	04/15/2005	Active	130	21	10	11	9.24%	119	1	4			N	1			
Exc Award (06/30/2021, 06/30/2022, 06/30/2023)																		
52100	MEDAN POLONIA	10/23/1991	Active	73	7	0	7	10.61%	72		1			M,VP,SC	0		\$6,185.00	
Exc Award (06/30/2016, 06/30/2018, 06/30/2020)																		
145603	Medan Prana	03/12/2021	Cancelled(8*)	0	0	13	-13	-100.00%	13	4	13	1	None	P,S,T,M,VP SC	15	90+ Days		
Exc Award (06/30/2024)																		
138453	Medan Premier	06/07/2019	Active	32	7	0	7	28.00%	25		3			N	1		\$2,300.00	
Exc Award (06/30/2020, 06/30/2023, 06/30/2024)																		
108917	MEDAN PRIORITY	07/16/2010	Active	28	1	0	1	3.70%	27		0			M,VP	5			
Exc Award (06/30/2020, 06/30/2021, 06/30/2022)																		
127744	Medan Property	06/07/2016	Active	4	0	3	-3	-42.86%	7	3	1		2	S,M,VP,SC	8			
Exc Award (06/30/2017, 06/30/2021)																		
145788	Medan Quantum Avengers	04/07/2021	Active	21	9	0	9	75.00%	14		8		2	R M	8			
Exc Award (06/30/2022, 06/30/2023)																		
45940	MEDAN RAYA	03/28/1986	Active(1)	125	42	7	35	38.89%	90	4	1			S,T,M,VP	0		\$2,200.00	
Exc Award (06/30/2017, 06/30/2018, 06/30/2020)																		
108916	MEDAN ROYAL SUMATRA FAMILY	07/16/2010	Active	25	1	12	-11	-30.56%	36	8	0		3	M,VP,SC	8			
Exc Award (06/30/2017, 06/30/2020, 06/30/2022)																		
48127	MEDAN SERUNI	02/10/1988	Active	40	2	3	-1	-2.44%	41	15	0			N	0		\$300.00	
Exc Award (06/30/2017, 06/30/2018, 06/30/2020)																		
136069	Medan Solid	08/07/2018	Active	14	3	6	-3	-17.65%	23	4	0			M,VP,SC	0		\$900.00	
Exc Award (06/30/2023)																		
153945	Medan Solidaritas	03/31/2023	Active	21	9	3	6	40.00%	18	2	0		3	N M	1			
152326	Medan Spartan Cyber	08/29/2022	Active(1)	4	0	12	-12	-75.00%	16	2	4		3	M,VP,SC	6	90+ Days		
133891	Medan Success	02/16/2018	Active	23	1	1	0	0.00%	23	2	3		8	M,VP	1			
Exc Award (06/30/2020, 06/30/2022, 06/30/2024)																		



## Club Health Assessment for District 307 A2 through April 2025

Club Number	Club Name	Charter Date	Status	Membership							Reports					Finance	LCIF
				Current Member Count	YTD Members Added	YTD Members Dropped	YTD Net Growth	YTD Net Growth%	Member Count 12 Months Ago	Avg. length of service for dropped members	Months Since Last MMR ***	Yrs. Since Last Officer Report	President Rotation	Vice President Reported ****	Months Since Last Activity Report ***	Account Balance	Donations for current Fiscal Year
			Number of times on status quo within last two years	If below 15 members appears				If net loss is greater than 20% appears			If no report in 3 months appears in	When more than one year appears in	Number of repeat terms	Notes the officers that do not have an active	If no report at 12 months appears in red		
125752	Medan Synergy	09/10/2015	Active	18	10	1	9	100.00%	8	1	1			M,VP,SC	1		\$4,000.00
	Exc Award (06/30/2017, 06/30/2024)																
53623	MEDAN THAMRIN	08/26/1992	Active	37	4	2	2	5.71%	35	0	6		2	T,M,VP,SC	5		\$1,000.00
	Exc Award (06/30/2016, 06/30/2017, 06/30/2024)																
147762	Medan Tridharma	08/18/2021	Active	23	2	3	-1	-4.17%	25	2	1			N	5		\$100.00
	Exc Award (06/30/2023, 06/30/2024)																
53795	MEDAN UNI UTAMA	11/09/1992	Active	19	0	1	-1	-5.00%	20	6	9			R SC	4	90+ Days	\$1,000.00
	Exc Award (06/30/2024)																
115114	MEDAN UNITY	09/27/2011	Active	20	6	0	6	42.86%	14		8			M,VP,SC	10	90+ Days	
	Exc Award (06/30/2016, 06/30/2018, 06/30/2024)																
134310	Medan Utara	04/13/2018	Active	40	27	9	18	81.82%	23	5	0			R S,M,VP	1		\$1,000.00
	Exc Award (06/30/2021, 06/30/2023)																
148949	Medan Wealth Success Management	12/12/2021	Active	12	0	17	-17	-58.62%	29	2	1		4	N P,SC	1		
	Exc Award (06/30/2023, 06/30/2024)																
115417	MEDAN YOUTH LIBERTY	10/28/2011	Active	63	1	7	-6	-8.70%	69	4	4			N M	6		
	Exc Award (06/30/2017, 06/30/2018, 06/30/2024)																
88202	PADANG CERIA	05/11/2005	Active	30	3	5	-2	-6.25%	28	5	1			S,M,VP,SC	1		
	Exc Award (06/30/2017, 06/30/2023, 06/30/2024)																
115317	PADANG SIDIMPUAN HOST	10/28/2011	Active	10	0	0	0	0.00%	10		0		2	M,VP,SC	24+		
105154	PEKAN BARU BERTUAH	04/02/2009	Active	21	0	0	0	0.00%	21		6		3	R M,SC	6		
	Exc Award (06/30/2023)																
143937	Pekanbaru Advance Mulia	12/10/2020	Active	50	2	3	-1	-1.96%	50	3	1		2	N	0		
	Exc Award (06/30/2022, 06/30/2023, 06/30/2024)																
125741	Pekanbaru Lancang Kuning	09/04/2015	Active	29	4	1	3	11.54%	26	6	6			R SC	0		\$200.00
	Exc Award (06/30/2017, 06/30/2018, 06/30/2024)																
77453	PEKANBARU MULIA	08/19/2003	Active	38	1	0	1	2.70%	35		4		2	VP	0		\$1,300.00
	Exc Award (06/30/2016, 06/30/2018, 06/30/2024)																
130418	Pekanbaru Prima	03/15/2017	Active	42	6	18	-12	-22.22%	49	3	4			P,M,VP,SC	2		\$5,350.00
	Exc Award (06/30/2018, 06/30/2020, 06/30/2024)																



# Club Health Assessment for District 307 A2 through April 2025

INTERNATIONAL

			Status	Membership						Reports					Finance		LCIF
Club Number	Club Name	Charter Date		Current Member Count	YTD Members Added	YTD Members Dropped	YTD Net Growth	YTD Net Growth%	Member Count 12 Months Ago	Avg. length of service for dropped members	Months Since Last MMR ***	Yrs. Since Last Officer Report	President Rotation	Vice President Reported ****	Months Since Last Activity Report ***	Account Balance	Donations for current Fiscal Year
			Number of times on status quo within last two years	If below 15 members appears				If net loss is greater than 20% appears			If no report in 3 months appears in	When more than one year appears in	Number of repeat terms	Notes the officers that do not have an active	If no report at 12 months appears in red		
152539	Pekanbaru Senam Bersama	09/19/2022	Active	15	0	0	0	0.00%	7		7			M,VP,SC	9	90+ Days	
130320	Pekanbaru Star	03/09/2017	Active	16	0	2	-2	-11.11%	18	6	4		R	S,M,VP,SC	8		
140351	Pekanbaru UMKM	12/19/2019	Active	22	1	9	-8	-26.67%	35	3	4		N	M,SC	0		
	Exc Award (06/30/2024)																
55574	PEMATANGSIANTAR MERDEKA	04/13/1994	Active	65	2	0	2	3.17%	70		6		3	R	T	0	\$100.00
	Exc Award (06/30/2016, 06/30/2017, 06/30/20)																
134429	Pematangsiantar Merdeka Abadi	04/20/2018	Active	33	1	6	-5	-13.16%	34	3	4		3	R		0	\$200.00
	Exc Award (06/30/2021, 06/30/2022, 06/30/20)																
104629	RANTAU PRAPAT MITRA	02/03/2009	P- Active(1)	27	10	6	4	17.39%	23	11	6			M,VP,SC	6	90+ Days	\$1,000.00
	Exc Award (06/30/2017, 06/30/2018, 06/30/20)																
148205	Tanjung Balai Golden Shell	09/03/2021	Active	35	5	0	5	16.67%	30		4		2	M,VP,SC	1	\$100.00	
	Exc Award (06/30/2022, 06/30/2023)																
128034	Tebing Tinggi Royal	06/20/2016	Active	99	11	0	11	12.50%	88		0			M,VP	0	\$1,000.00	
	Exc Award (06/30/2017, 06/30/2020, 06/30/20)																
148925	Tembilahan Starlight Mulia	11/10/2021	Cancelled(8*)	0	0	14	-14	-100.00%	21	3	4		None	P,S,T,M,VP SC	N/A	90+ Days	

Clubs Cancelled Previous Fiscal Year – Clubs Cancelled within last 12 months may be reinstated

Club Number	Club Name	Charter Date	Current Status*	Cancellation Date
125355	Medan Angsapura Stallion	07/28/2015	Cancelled(8*)	06/29/2024
136131	Medan Charity	08/13/2018	Cancelled(6*)	07/29/2023
143082	Medan Equityworld Futures	10/19/2020	Cancelled(6*)	01/29/2024
150213	Medan Equityworld Futures Alpha	04/20/2022	Cancelled(6*)	08/29/2023
150284	Medan LCM Royal SIYC (SHARE IF YOU CARE)	04/18/2022	Cancelled(6*)	07/29/2023
106995	MEDAN YES CERIA	12/17/2009	Cancelled(6*)	07/29/2023



Club Health Assessment for District 307 A2 through April 2025

						Membership						Reports					Finance		LCIF	
Club Number	Club Name	Charter Date			Current Member Count	YTD Members Added	YTD Members Dropped	YTD Net Growth	YTD Net Growth%	Member Count 12 Months Ago	Avg. length of service for dropped members	Months Since Last MMR ***	Yrs. Since Last Officer Report	President Rotation	Vice President Reported ****	Months Since Last Activity Report ***	Account Balance	Donations for current Fiscal Year		
			Number of times on status quo within last two years		If below 15 members appears			If net loss is greater than 20% appears			If no report in 3 months appears in	When more than one year appears in	Number of repeat terms		Notes the officers that do not have an active	If no report at 12 months appears in red				
Current Total Clubs Count	YTD New Clubs Count	YTD Cancelled Clubs Count	YTD Net Club Gain	Current Total Members Count	YTD Add	YTD Drop	YTD Net Growth	YTD Net Growth %	Member Count 12 Months Ago	Average Member Count Per Club	% of Clubs with less than 20 members	% No MMR in 3 Months	% No Officer Report in 12 Months	% of Clubs with balance 90+ days	Number of Clubs in Status Quo	% Status Quo Clubs in Financial Suspension	Number of Cancelled Clubs	Average Cancelled Club Age	Members Lost Due to Cancellation	% of Clubs Cancelled for Non-Financial Reasons
133	12	4	8	4,751	948	556	392	8.99%	4,123	36	18%	53%	0%	14%	0	0%	4	12	67	-25%

\* - P - Priority Club. Cancellation Reasons: 1-Objectives/conduct, 2-Non-active club, 5-Non-existing club, 6-Disbanding, 7-Merger, 8-Financial Suspension, 9-District/Multiple District Dues.  
\*\* - Abbreviation: P-President, S-Secretary, T-Treasurer, M-Member Chairperson, VP-First Vice President, MC-Communications Chairperson, SC-Service Chairperson  
\*\*\* - Abbreviation: N/R - Never reported using the Lions Clubs website, N/A - Not applicable, No password registered for the Lions Clubs website.  
\*\*\*\* - Abbreviation: N - New, IP - Immediate Past, R - Repeat.



# Club Health Assessment for District 307B1 through April 2025

			Status	Membership							Reports					Finance	LCIF
Club Number	Club Name	Charter Date		Current Member Count	YTD Members Added	YTD Members Dropped	YTD Net Growth	YTD Net Growth%	Member Count 12 Months Ago	Avg. length of service for dropped members	Months Since Last MMR ***	Yrs. Since Last Officer Report	President Rotation	Vice President Reported ****	Months Since Last Activity Report ***	Account Balance	Donations for current Fiscal Year
			Number of times on status quo within last two years	If below 15 members appears				If net loss is greater than 20% appears			If no report in 3 months appears in	When more than one year appears in	Number of repeat terms	Notes the officers that do not have appears in an active	If no report at 12 months red		
Clubs less than two years old																	
155354	Jakarta Affection	07/24/2023	Active	33	8	4	4	13.79%	28	1	0		2	N	0		\$590.00
Exc Award (06/30/2024)																	
156691	Jakarta Kharisma Connection	11/20/2023	Active	20	0	0	0	0.00%	20		10		2		M,VP,SC	N/A	
178703	Jakarta Kindness	09/17/2024	Active	21	21	0	21	100.00%	0		7			N	0		\$200.00
154388	Jakarta Menteng Kharisma	05/15/2023	Cancelled(8*)	0	0	24	-24	-100.00%	24	1	1		None		P,S,T,M,VP SC	N/A	90+ Days
156023	Jakarta Menteng Medan Selection	09/18/2023	Active	27	5	0	5	22.73%	20		2			N	2	P,SC	
157846	Jakarta One Dream	04/02/2024	Active	13	3	10	-7	-35.00%	20	1	0		2		M,VP,SC	0	
156158	Jakarta Padma Gantari	09/26/2023	Active	30	4	1	3	11.11%	27	1	2		2	N	0		\$350.00
155418	Jakarta Selatan Asoka	07/25/2023	Active	25	5	8	-3	-10.71%	28	1	4		2		M,VP,SC	8	
171724	Jakarta Selatan Fun Energic	05/22/2024	Active	21	1	0	1	5.00%	0		0		2	R	SC	0	
180112	Jakarta Selatan One Vision	01/17/2025	Active	15	15	0	15	100.00%	0		1				S,VP,SC	1	
174572	Jakarta Starshine Story	07/09/2024	Active	27	28	1	27	100.00%	0	0	0			N	0		
179113	Jakarta Synergy Society	10/10/2024	Active	21	21	0	21	100.00%	0		6			N	M,SC	0	\$2,000.00
181276	Jakarta Timur Blue Diamond	03/13/2025	Newly Chartered	15	15	0	15	100.00%	0		1			N	M	N/A	
156929	Jakarta Timur Red Diamond	01/03/2024	Active	21	2	1	1	5.00%	20	1	0		2		M,VP,SC	1	\$50.00
171330	Jakarta Tulip Medical	05/09/2024	Active	25	4	0	4	19.05%	0		-1		2		M,VP,SC	0	
171985	Jakarta Victory Elysian	06/18/2024	Active	30	0	0	0	0.00%	0		10		2		VP	1	\$1,000.00
157524	Jakarta Victory Xaverian	02/24/2024	Active	23	0	1	-1	-4.17%	23	1	4		2	N	0		
157891	Jakarta Wisteria	04/09/2024	Active	21	0	0	0	0.00%	21		12		2		M,VP,SC	1	\$260.00
181535	Pontianak Eternity	03/24/2025	Newly Chartered	21	21	0	21	100.00%	0		1			N		N/A	
171662	Samarinda Victory Green Host	05/15/2024	Active	20	0	0	0	0.00%	0		10		2		M,VP,SC	N/A	
175608	Serang Salakanagara Host	07/19/2024	Active	20	20	0	20	100.00%	0		1				M,VP,SC	0	
179205	Tangerang Boston PIK2	10/28/2024	Active	17	17	0	17	100.00%	0		0				M,VP,SC	0	



# Club Health Assessment for District 307B1 through April 2025

			Status	Membership							Reports					Finance		LCIF
Club Number	Club Name	Charter Date		Current Member Count	YTD Members Added	YTD Members Dropped	YTD Net Growth	YTD Net Growth%	Member Count 12 Months Ago	Avg. length of service for dropped members	Months Since Last MMR ***	Yrs. Since Last Officer Report	President Rotation	Vice President Reported ****	Months Since Last Activity Report ***	Account Balance	Donations for current Fiscal Year	
			Number of times on status quo within last two years	If below 15 members appears				If net loss is greater than 20% appears			If no report in 3 months appears in	When more than one year appears in	Number of repeat terms		Notes the officers that do not have an active	If no report at 12 months appears in red		
157250	Tangerang Inspire Youth Movement	01/26/2024	Active	13	0	14	-14	-51.85%	27	0	9		2	R	8	90+ Days		
180617	Tangerang Unity	02/12/2025	Newly Chartered	21	21	0	21	100.00%	0		0			N	M,SC	N/A		
Clubs more than two years old																		
141366	Bekasi 8EH Generasi Sosial	04/16/2020	Active	11	0	0	0	0.00%	11		10		2	N	13			
125144	Bekasi Satura	06/16/2015	Active	9	3	0	3	50.00%	6		0		2		M,VP,SC	6		
122080	Bogor Host Rafflesia	05/06/2014	Active	27	7	5	2	8.00%	23	1	0				T,M,VP,SC	0	\$200.00	
Exc Award (06/30/2017, 06/30/2018, 06/30/20																		
146953	Depok Dartam	06/28/2021	Active	15	2	0	2	15.38%	17		2		4	R	VP,SC	1		
Exc Award (06/30/2023)																		
53374	JAKARTA ALAMANDA	06/15/1992	Active	20	6	6	0	0.00%	20	2	1			N	0			
Exc Award (06/30/2022, 06/30/2023)																		
99935	JAKARTA BATAVIA PRIMA NEW CENTURY	07/11/2007	Active	12	0	2	-2	-14.29%	14	9	4			N	VP	3	\$50.00	
58589	JAKARTA BUNGA TANJUNG	07/15/1996	Active	33	6	0	6	22.22%	25		0			N	0		\$370.00	
Exc Award (06/30/2021, 06/30/2022, 06/30/20																		
108898	JAKARTA CIBUBUR	07/12/2010	Active	11	4	3	1	10.00%	10	16	0				M,VP,SC	0	\$450.00	
48739	JAKARTA CITRA	06/22/1988	Active	4	2	3	-1	-20.00%	5	14	0		2		S,M,VP,SC	6		
150373	Jakarta Eagle Faith	04/04/2022	Active	23	5	3	2	9.52%	21	2	0			N	0		\$310.00	
Exc Award (06/30/2024)																		
27941	JAKARTA HOST	11/18/1969	Active	27	7	6	1	3.85%	23	7	2			N	0		\$4,000.00	
Exc Award (06/30/2017, 06/30/2018, 06/30/20																		
106346	JAKARTA INDO PRIMA	08/28/2009	Active	28	1	0	1	3.70%	25		0			N	0		\$2,100.00	
Exc Award (06/30/2016, 06/30/2017, 06/30/20																		
104540	JAKARTA INTAN PRIMA	02/14/2009	Active	26	5	2	3	13.04%	23	9	4			N	VP	0	\$1,000.00	
Exc Award (06/30/2020, 06/30/2023)																		
99707	JAKARTA JAYAKARTA PRIMA	06/21/2007	Active	45	7	5	2	4.65%	41	4	0			N	P	0	\$1,100.00	
Exc Award (06/30/2016, 06/30/2017, 06/30/20																		
27942	JAKARTA KEBAYORAN	09/17/1971	Active	23	1	4	-3	-11.54%	26	10	0			R	VP,SC	0	\$100.00	



# Club Health Assessment for District 307B1 through April 2025

			Status	Membership							Reports					Finance	LCIF		
Club Number	Club Name	Charter Date		Current Member Count	YTD Members Added	YTD Members Dropped	YTD Net Growth	YTD Net Growth%	Member Count 12 Months Ago	Avg. length of service for dropped members	Months Since Last MMR ***	Yrs. Since Last Officer Report	President Rotation	Vice President Reported ****	Months Since Last Activity Report ***	Account Balance	Donations for current Fiscal Year		
			Number of times on status quo within last two years	If below 15 members appears				If net loss is greater than 20% appears			If no report in 3 months appears in	When more than one year appears in	Number of repeat terms	Notes the officers that do not have an active	If no report at 12 months appears in red				
Exc Award (06/30/2019, 06/30/2020, 06/30/2021)			Active	25	0	2	-2	-7.41%	25	4	0		2	N	M,VP	0		\$50.00	
49216	JAKARTA KIRANA	02/08/1989																	
Exc Award (06/30/2017)																			
149167	Jakarta Mandala Breeze	12/02/2021	Active	7	0	12	-12	-63.16%	21	2	1		2		T,M,VP,SC	1			
41575	JAKARTA MATAHARI	06/01/1982	Active	40	8	5	3	8.11%	37	8	4			N	SC	1			
Exc Award (06/30/2016, 06/30/2017, 06/30/2020)																			
150810	Jakarta Menteng Raya 64	05/20/2022	Active	28	0	0	0	0.00%	23		10		2		M,VP	0		\$1,190.00	
Exc Award (06/30/2023)																			
108897	JAKARTA MENTENG SEJATI	07/12/2010	Active	66	4	3	1	1.54%	79	8	0			N		0			
Exc Award (06/30/2017, 06/30/2018, 06/30/2020)																		\$23,620.00	
108894	JAKARTA MITRA ANYELIR	07/12/2010	Active	57	22	1	21	58.33%	34	33	0			N	VP,SC	0			
Exc Award (06/30/2017, 06/30/2018, 06/30/2020)																			
108893	JAKARTA MITRA MANDALA	07/12/2010	Active	16	9	5	4	33.33%	27	10	0				M,VP,SC	0			
Exc Award (06/30/2022)																			
86107	JAKARTA MUTIARA CITRA	04/06/2005	Active	13	0	0	0	0.00%	13		10		6	R		3			
Exc Award (06/30/2020)																		\$1,900.00	
99708	JAKARTA MUTIARA PRIMA	06/21/2007	Active	54	2	7	-5	-8.47%	61	2	0		2	N		0			
Exc Award (06/30/2017, 06/30/2018, 06/30/2020)																			
143227	Jakarta New Spirit	10/19/2020	Active	12	0	0	0	0.00%	17		10				M,VP	2			
Exc Award (06/30/2023)																			
37450	JAKARTA NUSANTARA	07/25/1979	Active	60	22	20	2	3.45%	52	0	0				VP	0			
Exc Award (06/30/2017, 06/30/2018, 06/30/2020)																		\$11,425.00	
108938	JAKARTA PELITA SEJATI	08/03/2010	Cancelled(8*)	0	0	4	-4	-100.00%	4	10	2		None		P,S,T,M,VP SC	24+			90+ Days
Exc Award (06/30/2016, 06/30/2017)																			
104504	JAKARTA RUBY PRIMA	01/22/2009	Active	50	5	8	-3	-5.66%	60	4	4			R	P,VP	0		\$2,000.00	
Exc Award (06/30/2016, 06/30/2017, 06/30/2020)																			
130120	Jakarta Selatan Centennial Wijayakusuma	02/15/2017	Active	24	0	0	0	0.00%	23		11			R		7			
Exc Award (06/30/2018, 06/30/2019, 06/30/2020)																			
128950	Jakarta Selatan Centennial Aurora	09/26/2016	Active	7	0	0	0	0.00%	7		8		9		T,VP,SC	24+			




# Club Health Assessment for District 307B1 through April 2025

			Status	Membership							Reports					Finance		LCIF
Club Number	Club Name	Charter Date		Current Member Count	YTD Members Added	YTD Members Dropped	YTD Net Growth	YTD Net Growth%	Member Count 12 Months Ago	Avg. length of service for dropped members	Months Since Last MMR ***	Yrs. Since Last Officer Report	President Rotation	Vice President Reported ****	Months Since Last Activity Report ***	Account Balance	Donations for current Fiscal Year	
			Number of times on status quo within last two years	If below 15 members appears			If net loss is greater than 20% appears			If no report in 3 months appears in			When more than one year appears in	Number of repeat terms	Notes the officers that do not have an active	If no report at 12 months appears in red		
Exc Award (06/30/2017)																		
134089	Jakarta Selatan Centennial Metteyya Diamond	03/08/2018	Active	6	0	0	0	0.00%	10		11				VP,SC	9		
Exc Award (06/30/2022)																		
134299	Jakarta Selatan Centennial Pondok Indah	04/12/2018	Active	36	19	5	14	63.64%	23	5	0			N		0		
Exc Award (06/30/2020, 06/30/2021, 06/30/2022)																		
125074	Jakarta Selatan Fun Age Matahari	06/12/2015	Active	48	2	2	0	0.00%	68	5	0			N		0		\$720.00
Exc Award (06/30/2017, 06/30/2018, 06/30/2020)																		
141847	Jakarta Selatan Fun Urbana	06/23/2020	Active	22	2	0	2	10.00%	26		0			N		0		\$300.00
Exc Award (06/30/2021, 06/30/2022)																		
137980	Jakarta Selatan Global Multimedia	04/15/2019	Active	8	7	24	-17	-68.00%	19	2	0				VP,SC	0		
124696	Jakarta Selatan La Rose de Cedef	04/20/2015	Active	13	2	3	-1	-7.14%	16	3	0		3	R	M,VP,SC	1		
Exc Award (06/30/2017)																		
120092	Jakarta Selatan Menteng Spirit	08/01/2013	Active	39	4	7	-3	-7.14%	46	7	0			R	T	0		\$1,430.00
Exc Award (06/30/2017, 06/30/2018, 06/30/2020)																		
123647	Jakarta Selatan Metteyya	11/17/2014	Active	20	1	3	-2	-9.09%	22	8	4			R	SC	8		
Exc Award (06/30/2016, 06/30/2018, 06/30/2020)																		
128046	JAKARTA SELATAN METTEYYA MAHARDHIKA	06/28/2016	Active	41	9	4	5	13.89%	36	4	0			N	SC	0		\$200.00
Exc Award (06/30/2017, 06/30/2018, 06/30/2020)																		
122289	Jakarta Selatan Mitra Permata	05/21/2014	Active	9	0	3	-3	-25.00%	12	6	0		8	N	P,T,M,VP,SC	0		
Exc Award (06/30/2017, 06/30/2023)																		
144855	Jakarta Selatan Mobiliari Life	01/21/2021	Active	22	0	0	0	0.00%	22		13		5		VP,SC	24+		
118051	JAKARTA SELATAN ORCHID	10/18/2012	Active	8	0	0	0	0.00%	5		10		2	R	M,VP,SC	1		\$350.00
Exc Award (06/30/2017, 06/30/2018, 06/30/2020)																		
118083	JAKARTA SELATAN PEONY	10/30/2012	Active	6	0	0	0	0.00%	6		12		5		T,M,VP,SC	22		\$50.00
Exc Award (06/30/2017, 06/30/2023)																		
109820	JAKARTA SELATAN SENTRA BISNIS	01/06/2011	Active	39	19	16	3	8.33%	36	0	0			N		0		\$6,260.00
Exc Award (06/30/2017, 06/30/2018, 06/30/2020)																		




# Club Health Assessment for District 307B1 through April 2025

			Status	Membership						Reports					Finance	LCIF	
Club Number	Club Name	Charter Date		Current Member Count	YTD Members Added	YTD Members Dropped	YTD Net Growth	YTD Net Growth%	Member Count 12 Months Ago	Avg. length of service for dropped members	Months Since Last MMR ***	Yrs. Since Last Officer Report	President Rotation	Vice President Reported ****	Months Since Last Activity Report ***	Account Balance	Donations for current Fiscal Year
			Number of times on status quo within last two years	If below 15 members appears				If net loss is greater than 20% appears			If no report in 3 months appears in	When more than one year appears in	Number of repeat terms	Notes the officers that do not have an active	If no report at 12 months red		
125073	Jakarta Selatan Simba	06/09/2015	Active	7	1	0	1	16.67%	6		0		3	N	0		\$250.00
116350	JAKARTA SELATAN TULIP	03/23/2012	Active	64	2	0	2	3.23%	64		0			N	0		\$7,720.00
	Exc Award (06/30/2016, 06/30/2017, 06/30/20																
122369	Jakarta Selatan Victoria	06/03/2014	Active	7	0	0	0	0.00%	7		17			IP	M,SC	20	
136267	Jakarta Selatan Victory Blossoms	08/17/2018	Active	33	2	3	-1	-2.94%	32	5	0			N	0		\$10,495.00
	Exc Award (06/30/2019, 06/30/2020, 06/30/20																
141564	Jakarta Selatan Visions Harmony	06/04/2020	Active	16	3	1	2	14.29%	14	4	3		3	R	M	3	
47704	JAKARTA SHANTI SARI	09/04/1987	Active	26	8	8	0	0.00%	28	4	4		2	R		3	
	Exc Award (06/30/2017, 06/30/2018)																
63178	JAKARTA SHEKINAH	05/17/2000	Active	13	1	1	0	0.00%	16	2	4		7		VP,SC	6	
134949	Jakarta Timur Centennial Amber	05/31/2018	Active	33	9	15	-6	-15.38%	38	4	0		2	N	SC	10	
	Exc Award (06/30/2019, 06/30/2024)																
134538	Jakarta Timur Centennial Garnet	04/19/2018	Active	6	1	0	1	20.00%	3		4		3		VP	0	
	Exc Award (06/30/2021)																
137087	Jakarta Timur Diamond Happy	12/18/2018	Active	27	0	0	0	0.00%	27		0				P,T,M,VP,SC	1	\$270.00
	Exc Award (06/30/2019, 06/30/2023, 06/30/20																
112068	JAKARTA TIMUR DYNASTY	08/22/2011	Active	7	0	0	0	0.00%	8		11		5		M,VP,SC	6	
	Exc Award (06/30/2021)																
119431	JAKARTA TIMUR EBONY	05/22/2013	Active	31	0	0	0	0.00%	31		0			R	VP	0	\$1,100.00
	Exc Award (06/30/2018, 06/30/2021, 06/30/20																
125400	Jakarta Timur New Jade	07/16/2015	Active	44	16	15	1	2.33%	40	6	0			N		0	\$2,550.00
	Exc Award (06/30/2020, 06/30/2021, 06/30/20																
140995	Jakarta Timur Safir	03/12/2020	Active(2)	6	4	4	0	0.00%	6	5	8				T,M,VP,SC	5	
136259	Jakarta Timur Solitaire	08/15/2018	Active	11	4	0	4	57.14%	7		4		3		VP,SC	4	
108892	JAKARTA TOMANG SEJATI	07/12/2010	Active	17	2	1	1	6.25%	19	36	1				M,VP	9	\$200.00
	Exc Award (06/30/2017, 06/30/2019, 06/30/20																
100338	JAKARTA VICTORY PRIMA	10/10/2007	Active	49	2	2	0	0.00%	46	13	0			N		0	\$10,000.00



## Club Health Assessment for District 307B1 through April 2025

			Status	Membership							Reports					Finance	LCIF	
Club Number	Club Name	Charter Date		Current Member Count	YTD Members Added	YTD Members Dropped	YTD Net Growth	YTD Net Growth%	Member Count 12 Months Ago	Avg. length of service for dropped members	Months Since Last MMR ***	Yrs. Since Last Officer Report	President Rotation	Vice President Reported ****	Months Since Last Activity Report ***	Account Balance	Donations for current Fiscal Year	
			Number of times on status quo within last two years	If below 15 members appears			If net loss is greater than 20% appears			If no report in 3 months appears in			When more than one year appears in	Number of repeat terms	Notes the officers that do not have an active	If no report at 12 months appears in red		
Exc Award (06/30/2017, 06/30/2018, 06/30/2020)			Active	20	0	0	0	0.00%	20		0				M,VP,SC	0		
121782	Pontianak Aneka	04/03/2014																
Exc Award (06/30/2018)			Active	32	12	2	10	45.45%	20	0	0			N		0		\$100.00
128237	Pontianak Centennial	07/13/2016																
Exc Award (06/30/2023, 06/30/2024)			Active	43	1	3	-2	-4.44%	44	1	4			N	SC	0		
107397	PONTIANAK EQUATOR BORNEO	02/14/2010																
Exc Award (06/30/2017, 06/30/2018, 06/30/2020)			Active	41	4	2	2	5.13%	41	3	0			N	P,SC	0		\$1,100.00
61801	PONTIANAK HOST	04/21/1999																
Exc Award (06/30/2017, 06/30/2018, 06/30/2020)			Active	7	1	0	1	16.67%	8		0			N	VP	0		
126606	Pontianak Red Borneo	01/27/2016																
Exc Award (06/30/2018)			Active	12	0	0	0	0.00%	19		0			IP	M,SC	1		
153943	Serpong Esa Prima	04/18/2023																
Exc Award (06/30/2022, 06/30/2023, 06/30/2024)			Active	41	5	5	0	0.00%	40	4	4			N	SC	1		\$400.00
146003	Tangerang Balakosa Happy	04/28/2021																
Exc Award (06/30/2018, 06/30/2019, 06/30/2020)			Active	13	0	0	0	0.00%	6		10		2	N		1		\$200.00
132134	Tangerang Centennial Sapphire Happy	07/11/2017																
Exc Award (06/30/2023, 06/30/2024)			Active	26	3	0	3	13.04%	15		4		4	N	M	0		\$320.00
150998	Tangerang Chrystalle Jade	06/01/2022																
Exc Award (06/30/2024)			Active	22	0	0	0	0.00%	15		10		3	N	S,SC	1		\$170.00
153547	Tangerang Chrystalle Phoenix	01/23/2023																
Exc Award (06/30/2017, 06/30/2018, 06/30/2020)			Active	10	1	6	-5	-33.33%	16	2	2			N	T,VP	2	90+ Days	
152624	Tangerang Green Jade	09/28/2022																
Exc Award (06/30/2020, 06/30/2021, 06/30/2024)			Active	72	13	8	5	7.46%	66	3	0			R		0		\$1,090.00
120455	Tangerang Happy	10/03/2013																
Exc Award (06/30/2017, 06/30/2018, 06/30/2020)			Active	20	0	7	-7	-25.93%	23	1	0			N		1		\$150.00
140533	Tangerang Jade Happy	12/19/2019																
Exc Award (06/30/2020, 06/30/2021, 06/30/2024)			Active	5	0	0	0	0.00%	6		8		3	N	M,SC	6		
119210	TANGERANG SELATAN PURI SIWI	04/19/2013																
Exc Award (06/30/2020, 06/30/2021, 06/30/2024)			Active	17	7	0	7	70.00%	11		0			N	T	0		
141643	Tangerang Selatan Tanami	06/22/2020																



# Club Health Assessment for District 307B1 through April 2025

				Status				Membership						Reports				Finance		LCIF
Club Number	Club Name	Charter Date																		
				Current Member Count	YTD Members Added	YTD Members Dropped	YTD Net Growth	YTD Net Growth%	Member Count 12 Months Ago	Avg. length of service for dropped members	Months Since Last MMR ***	Yrs. Since Last Officer Report	President Rotation	Vice President Reported ****	Months Since Last Activity Report ***	Account Balance	Donations for current Fiscal Year			
				Number of times on status quo within last two years	If below 15 members appears			If net loss is greater than 20% appears			If no report in 3 months appears in	When more than one year appears in	Number of repeat terms	Notes the officers that do not have an active	If no report at 12 months appears in red					
Current Total Clubs Count	YTD New Clubs Count	YTD Cancelled Clubs Count	YTD Net Club Gain	Current Total Members Count	YTD Add	YTD Drop	YTD Net Growth	YTD Net Growth %	Member Count 12 Months Ago	Average Member Count Per Club	% of Clubs with less than 20 members	% No MMR in 3 Months	% No Officer Report in 12 Months	% of Clubs with balance 90+ days	Number of Clubs in Status Quo	% Status Quo Clubs in Financial Suspension	Number of Cancelled Clubs	Average Cancelled Club Age	Members Lost Due to Cancellation	% of Clubs Cancelled for Non-Financial Reasons
98	9	2	7	2,368	506	320	186	8.52%	2,120	24	38%	39%	0%	2%	0	0%	2	8	28	0%

\* - P - Priority Club. Cancellation Reasons: 1-Objectives/conduct, 2-Non-active club, 5-Non-existing club, 6-Disbanding, 7-Merger, 8-Financial Suspension, 9-District/Multiple District Dues.

\*\* - Abbreviation: P-President, S-Secretary, T-Treasurer, M-Member Chairperson, VP-First Vice President, MC-Communications Chairperson, SC-Service Chairperson

\*\*\* - Abbreviation: N/R - Never reported using the Lions Clubs website, N/A - Not applicable, No password registered for the Lions Clubs website.

\*\*\*\* - Abbreviation: N - New, IP - Immediate Past, R - Repeat.



# Club Health Assessment for District 307B2 through April 2025

			Status	Membership							Reports					Finance		LCIF
Club Number	Club Name	Charter Date		Current Member Count	YTD Members Added	YTD Members Dropped	YTD Net Growth	YTD Net Growth%	Member Count 12 Months Ago	Avg. length of service for dropped members	Months Since Last MMR ***	Yrs. Since Last Officer Report	President Rotation	Vice President Reported ****	Months Since Last Activity Report ***	Account Balance	Donations for current Fiscal Year	
			Number of times on status quo within last two years	If below 15 members appears					If net loss is greater than 20% appears			If no report in 3 months appears in	When more than one year appears in	Number of repeat terms	Notes the officers that do not have an active	If no report at 12 months appears in red		
Clubs less than two years old																		
180979	Bali Moonlight	02/18/2025	Newly Chartered	31	31	0	31	100.00%	0		0				VP,SC	N/R		
156537	Bandung Glory	01/30/2024	Active	5	0	15	-15	-75.00%	25	1	4				T,M,VP,SC	8		
156454	Bandung Harapan Teguh	10/25/2023	Active	8	0	12	-12	-60.00%	22	1	0		2		S,M,VP,SC	0		
180635	Bandung Nucleus	02/05/2025	Newly Chartered	23	23	0	23	100.00%	0		2				VP,SC	N/A		
157151	Bangkalan M3	02/01/2024	Active	20	0	0	0	0.00%	20		0		2		VP,SC	2	90+ Days	
179723	Bulukumba Pinisi	11/21/2024	Active	20	20	0	20	100.00%	0		5				S,T,M,VP,SC	N/A	90+ Days	
180718	Kediri Dhaha	02/06/2025	Newly Chartered	20	20	0	20	100.00%	0		2				VP,SC	N/R		
180721	Kediri Sekartaji	02/09/2025	Newly Chartered	20	20	0	20	100.00%	0		2				VP,SC	N/R		
182086	Kendari Anugerah	04/30/2025	Newly Chartered	20	20	0	20	100.00%	0		0				VP,SC	N/A		
180946	Kendari Stars	02/17/2025	Newly Chartered	21	21	0	21	100.00%	0		1				VP,SC	N/R		
156105	Klaten Vocalista Angels	10/05/2023	Active	19	0	2	-2	-9.52%	21	1	0		2	R	P	8		
155924	Lombok Mandalika	10/03/2023	Active(1)	15	0	0	0	0.00%	21		11		None		P,S,T,M,VP SC	11	90+ Days	
157207	Lombok Mandalika Harapan	02/02/2024	Active	12	0	13	-13	-52.00%	25	1	4		2	R	SC	15	90+ Days	
156247	Luwuk Babasal	10/25/2023	Active	20	0	0	0	0.00%	20		18	1	None		P,S,T,M,VP SC	N/R	90+ Days	
156027	Magelang Arga Mulya	10/10/2023	Active	22	0	0	0	0.00%	22		19	1	None		P,S,T,M,VP SC	N/A	90+ Days	
179676	Makassar City	11/15/2024	Active	20	20	0	20	100.00%	0		0			N	SC	N/A		
181479	Makassar Diamond	03/19/2025	Newly Chartered	22	22	0	22	100.00%	0		1				VP,SC	N/A		
179505	Makassar Elite	11/11/2024	Active	20	20	0	20	100.00%	0		5				M,VP,SC	N/R	90+ Days	
157133	Makassar Grow	01/24/2024	Active	24	7	19	-12	-33.33%	36	1	0		2		VP,SC	5	90+ Days	
179717	Makassar Happy	11/19/2024	Active	21	23	2	21	100.00%	0	0	0				VP,SC	N/R	90+ Days	
172048	Makassar Jeneberang	06/18/2024	Active	10	1	11	-10	-50.00%	0	1	3		2		VP,SC	0		



# Club Health Assessment for District 307B2 through April 2025

			Status	Membership						Reports					Finance		LCIF	
Club Number	Club Name	Charter Date		Current Member Count	YTD Members Added	YTD Members Dropped	YTD Net Growth	YTD Net Growth%	Member Count 12 Months Ago	Avg. length of service for dropped members	Months Since Last MMR ***	Yrs. Since Last Officer Report	President Rotation	Vice President Reported ****	Months Since Last Activity Report ***	Account Balance	Donations for current Fiscal Year	
			Number of times on status quo within last two years	If below 15 members appears				If net loss is greater than 20% appears			If no report in 3 months appears in	When more than one year appears in	Number of repeat terms	Notes the officers that do not have an active	If no report at 12 months red			
155419	Makassar Melody	08/03/2023	Active	23	0	0	0	0.00%	23		21	1	None	P,S,T,M,VP SC	N/R	90+ Days	\$300.00	
155173	Makassar Merdeka	07/12/2023	Active	14	0	6	-6	-30.00%	20	1	4		2	R	T,M,VP,SC	12		90+ Days
155269	Makassar Metta	07/24/2023	Active	21	1	0	1	5.00%	20		0		2		VP,SC	4		
157134	Makassar Millennial	01/29/2024	Active	21	0	0	0	0.00%	21		15		None	P,S,T,M,VP SC	N/A	90+ Days		
156990	Makassar Network	01/08/2024	Active	23	0	0	0	0.00%	22		11		None	P,S,T,M,VP SC	N/A	90+ Days		
179703	Makassar Niscala	11/18/2024	Active	22	22	0	22	100.00%	0		0				VP,SC	N/A		
179443	Makassar Pinisi	11/05/2024	Active	26	26	0	26	100.00%	0		1			N	M,SC	0		
155303	Makassar Samalona	07/31/2023	Active(1)	20	0	0	0	0.00%	20		21	1	None	P,S,T,M,VP SC	N/A	90+ Days		
157495	Makassar Sunshine	02/21/2024	Active	14	0	0	0	0.00%	20		4		2		VP,SC	N/R		90+ Days
181021	Malang Arunika	02/20/2025	Newly Chartered	20	20	0	20	100.00%	0		2				VP,SC	0		
157227	Malang Puncak Tidar Ma Chung	01/31/2024	Active	21	0	0	0	0.00%	21		9		2		M,VP,SC	N/A	90+ Days	
155420	Manado Maleosan	08/03/2023	Active(1)	16	0	0	0	0.00%	16		13	1	None	P,S,T,M,VP SC	N/A	90+ Days	\$100.00	
180948	Palu Megalitikum	02/17/2025	Newly Chartered	20	22	2	20	100.00%	0	0	1			N	SC	1		
157389	Palu Millennial	02/14/2024	Active	24	4	4	0	0.00%	22	1	0		2		T,M,VP,SC	2		
181953	Palu Move Maker	04/17/2025	Newly Chartered	20	20	0	20	100.00%	0		0				M,VP,SC	N/A		
179673	Palu Mutiara	11/14/2024	Active	23	23	0	23	100.00%	0		0				M,VP,SC	N/A		
156456	Pamekasan Little Star	11/28/2023	Active	23	0	0	0	0.00%	23		12		2		T,M,VP,SC	12		90+ Days
156414	Pare - Pare Sunrise	10/25/2023	Active	6	0	14	-14	-70.00%	20	1	4		2		S,T,M,VP,SC	N/A		90+ Days
179722	Parepare Bersatu	11/20/2024	Active	21	21	0	21	100.00%	0		0			N	VP,SC	N/A		90+ Days
181008	Parigi Polibulara	02/18/2025	Newly Chartered	20	20	0	20	100.00%	0		2			N	SC	N/A		
180901	Salatiga Trisaka	02/13/2025	Newly Chartered	20	20	0	20	100.00%	0		0				VP,SC	0		
180800	Semarang Caring Heart	02/07/2025	Newly Chartered	20	20	0	20	100.00%	0		2				VP,SC	N/R		



# Club Health Assessment for District 307B2 through April 2025

			Status	Membership							Reports					Finance	LCIF
Club Number	Club Name	Charter Date		Current Member Count	YTD Members Added	YTD Members Dropped	YTD Net Growth	YTD Net Growth%	Member Count 12 Months Ago	Avg. length of service for dropped members	Months Since Last MMR ***	Yrs. Since Last Officer Report	President Rotation	Vice President Reported ****	Months Since Last Activity Report ***	Account Balance	Donations for current Fiscal Year
			Number of times on status quo within last two years	If below 15 members appears					If net loss is greater than 20% appears		If no report in 3 months appears in	When more than one year appears in	Number of repeat terms	Notes the officers that do not have an active	If no report at 12 months red		
156028	Semarang Satu	10/25/2023	Active	21	0	0	0	0.00%	21		13		2	M,VP,SC	11	90+ Days	\$200.00
155201	Sidoarjo Grand	07/14/2023	Active	3	0	2	-2	-40.00%	5	1	8		2	T,VP,SC	N/A		
155200	Solo Meraki	07/14/2023	Active	15	3	11	-8	-34.78%	19	1	0		N	T,M,VP,SC	3		
155358	Solo Raya	07/31/2023	P- Active	20	15	15	0	0.00%	20	3	2		2	R SC	6		
180976	Surabaya Elite	02/18/2025	Newly Chartered	20	20	0	20	100.00%	0		2			VP,SC	0		
181937	Surabaya Kusuma	04/22/2025	Newly Chartered	21	21	0	21	100.00%	0		0			VP,SC	N/A		
182102	Surabaya Mengabdi	04/30/2025	Newly Chartered	20	20	0	20	100.00%	0		0			VP,SC	N/A		
155198	Surabaya Mercy	07/14/2023	Active	25	3	0	3	13.64%	22		5			IP M	2		
155197	Surabaya Merr S3B	07/20/2023	Active	18	0	9	-9	-33.33%	24	1	5		2	M,VP,SC	0	90+ Days	
154271	Surabaya Oase	05/05/2023	Active	27	3	0	3	12.50%	24		3		2	N SC	0		
Exc Award (06/30/2024)																	
172047	Surabaya Optimis Yess	06/16/2024	Active	24	1	0	1	4.35%	0		0		2	VP	N/R	90+ Days	
155442	Surabaya Senorita	08/10/2023	Active(1)	24	0	0	0	0.00%	24		9			VP,SC	3		
179720	Surabaya Sevaka	11/20/2024	Active	25	25	0	25	100.00%	0		5		N	SC	N/A		
157194	Surabaya Support Center	02/01/2024	Active	20	0	0	0	0.00%	20		13			VP,SC	10	90+ Days	
179438	Surabaya Wijaya	11/07/2024	Active	22	22	0	22	100.00%	0		0			VP,SC	N/A		
180493	Yogyakarta Immanuel	01/22/2025	Active	20	20	0	20	100.00%	0		0			VP,SC	N/A		
155557	Yogyakarta Kencana Mataram	08/24/2023	Active(1)	23	17	16	1	4.55%	21	1	0			S,M,VP,SC	0		
180875	Yogyakarta Senandika Mataram	02/13/2025	Newly Chartered	31	31	0	31	100.00%	0		0			VP	1		
180926	Yogyakarta Sinaga	02/13/2025	Newly Chartered	23	23	0	23	100.00%	0		0			VP,SC	N/A		
155352	Yogyakarta Tugu Handayani	08/24/2023	Active(1)	3	0	29	-29	-90.63%	20	1	3		2	S,T,M,VP,SC	8	90+ Days	
180923	Yogyakarta Youth Changer Mataram	02/13/2025	Newly Chartered	22	22	0	22	100.00%	0		0			VP,SC	N/A		
Clubs more than two years old																	

Clubs more than two years old



# Club Health Assessment for District 307B2 through April 2025

			Status	Membership							Reports					Finance		LCIF
Club Number	Club Name	Charter Date		Current Member Count	YTD Members Added	YTD Members Dropped	YTD Net Growth	YTD Net Growth%	Member Count 12 Months Ago	Avg. length of service for dropped members	Months Since Last MMR ***	Yrs. Since Last Officer Report	President Rotation	Vice President Reported ****	Months Since Last Activity Report ***	Account Balance	Donations for current Fiscal Year	
			Number of times on status quo within last two years	If below 15 members appears				If net loss is greater than 20% appears			If no report in 3 months appears in	When more than one year appears in	Number of repeat terms	Notes the officers that do not have an active	If no report at 12 months red			
65461	BALI SURYA HOST	06/03/2002	Active	33	9	0	9	37.50%	24		6			VP,SC	2		\$50.00	
Exc Award (06/30/2024)																		
153802	Bandung All Stars	03/07/2023	Active(1)	72	16	7	9	14.29%	64	1	0		N	T,SC	1		\$670.00	
Exc Award (06/30/2024)																		
143983	Bandung Candra Kirana	12/15/2020	Active	41	4	3	1	2.50%	40	3	3		N		0		\$700.00	
Exc Award (06/30/2022, 06/30/2023, 06/30/2024)																		
137893	Bandung Cemerlang	04/05/2019	Active	7	0	1	-1	-12.50%	8	5	9		5	VP	9			
54365	BANDUNG CERIA	04/19/1993	Active	111	15	12	3	2.78%	111	7	0		N	SC	0		\$2,000.00	
Exc Award (06/30/2017, 06/30/2018, 06/30/2019)																		
138329	Bandung Go Green	05/28/2019	Active	22	1	13	-12	-35.29%	35	2	0		N		1			
Exc Award (06/30/2021, 06/30/2022, 06/30/2023)																		
126958	Bandung Kuwera Lestari	02/29/2016	Active	5	0	1	-1	-16.67%	6	2	0		10	S,VP,SC	19			
48219	BANDUNG LESTARI	03/02/1988	Active	78	10	3	7	9.86%	73	9	0		N		0		\$200.00	
Exc Award (06/30/2018, 06/30/2019, 06/30/2020)																		
88814	BANDUNG LIBERTY	06/29/2005	Active	134	7	0	7	5.51%	127		0		2	N	M	6	\$2,000.00	
Exc Award (06/30/2016, 06/30/2017, 06/30/2018)																		
54856	BANDUNG MERDEKA	09/07/1993	Active	105	6	7	-1	-0.94%	111	18	0		N		4			
Exc Award (06/30/2020, 06/30/2022, 06/30/2023)																		
149918	Bandung Picasso	02/22/2022	Active	10	0	0	0	0.00%	10		10		2	IP	3			
32634	BANDUNG RAYA	07/30/1976	Active	32	2	5	-3	-8.57%	32	1	0		2	R	SC	0	\$1,000.00	
Exc Award (06/30/2017, 06/30/2018, 06/30/2019)																		
36758	BANDUNG SANGKURIANG	03/12/1979	Active	44	8	2	6	15.79%	38	1	0		2	R	T,M	3	\$5,200.00	
Exc Award (06/30/2017, 06/30/2018, 06/30/2019)																		
59848	BANDUNG SEJAHTERA	06/13/1997	Active	45	3	16	-13	-22.41%	57	4	0		N		0		\$1,000.00	
Exc Award (06/30/2018, 06/30/2019, 06/30/2020)																		
133336	Bandung Tohaga	12/07/2017	Active	26	4	9	-5	-16.13%	30	4	0		N	T,VP	2		\$1,000.00	
Exc Award (06/30/2022, 06/30/2024)																		
126561	Bandung Tunas Lestari	01/21/2016	Active	8	0	0	0	0.00%	8		13		4	N	SC	13		
Exc Award (06/30/2017, 06/30/2018)																		



# Club Health Assessment for District 307B2 through April 2025

			Status	Membership							Reports					Finance	LCIF
Club Number	Club Name	Charter Date		Current Member Count	YTD Members Added	YTD Members Dropped	YTD Net Growth	YTD Net Growth%	Member Count 12 Months Ago	Avg. length of service for dropped members	Months Since Last MMR ***	Yrs. Since Last Officer Report	President Rotation	Vice President Reported ****	Months Since Last Activity Report ***	Account Balance	Donations for current Fiscal Year
			Number of times on status quo within last two years	If below 15 members appears				If net loss is greater than 20% appears			If no report in 3 months appears in	When more than one year appears in	Number of repeat terms	Notes the officers that do not have an active	If no report at 12 months appears in red		
145948	Cirebon Cakrabuana	04/21/2021	Active	12	0	5	-5	-29.41%	17	2	3			R	M,SC	7	
148780	Jember Argopuro	10/27/2021	Active	14	0	6	-6	-30.00%	15	1	5			N	T,SC	0	
	Exc Award (06/30/2024)																
140109	Kediri Jayabaya	11/07/2019	Cancelled(8*)	0	0	10	-10	-100.00%	10	4	4		None	P,S,T,M,VP SC	17	90+ Days	
124781	Kediri Kilisuci	05/05/2015	Active	39	0	0	0	0.00%	38		10			R		2	
	Exc Award (06/30/2017, 06/30/2018, 06/30/2019)																
133300	Kendari Anoa	12/06/2017	Active(1)	2	0	0	0	0.00%	2		14		3	M,VP,SC	18		
136421	Klaten Seruni Host	09/13/2018	Active	11	0	2	-2	-15.38%	15	5	0		2	P,M,VP,SC	16		
88480	KUPANG KOMODO	05/31/2005	Active(1)	20	16	1	15	300.00%	6	20	1		5	T,M,VP,SC	1		
119304	KUPANG PASOLA	05/07/2013	Active(1)	5	0	0	0	0.00%	5		1		2	VP,SC	19		
97277	MADIUN HOST	06/08/2006	Active	3	0	0	0	0.00%	3		22		5	M,VP,SC	24+	90+ Days	
140010	Magelang Borobudur Host	10/16/2019	Active	26	6	2	4	18.18%	25	3	0			R		1	
	Exc Award (06/30/2023)																
142783	Magelang Taruna	08/28/2020	Active(1)	14	1	0	1	7.69%	13		3			T,M,VP	9		
106519	MAKASAR MAMMIRI	08/31/2009	Active	42	6	7	-1	-2.33%	43	9	0			R	M,SC	0	\$620.00
	Exc Award (06/30/2016, 06/30/2017, 06/30/2018)																
148845	Makassar Akkarena	11/10/2021	Active	10	0	0	0	0.00%	10		22	1	None	P,S,T,M,VP SC	N/R	90+ Days	
142719	Makassar FOS	08/25/2020	Active	27	4	2	2	8.00%	24	2	0			N		0	\$1,450.00
	Exc Award (06/30/2024)																
54922	MAKASSAR HOST	10/07/1993	Active	64	9	11	-2	-3.03%	69	6	0			N	VP	0	\$50.00
	Exc Award (06/30/2016, 06/30/2023, 06/30/2024)																
144400	Makassar Losari	12/28/2020	Active	20	0	0	0	0.00%	25		11		2	R	P,SC	1	\$50.00
129162	Makassar Philanthropist	10/13/2016	Active	16	8	1	7	77.78%	12	8	0		2	N		0	90+ Days
	Exc Award (06/30/2019, 06/30/2020, 06/30/2021)																
131276	Makassar Rajawali	06/08/2017	Active	25	1	0	1	4.17%	26		0		2	M,VP,SC	6		\$50.00
	Exc Award (06/30/2022)																
128479	Makassar Satu	08/09/2016	Active	57	2	2	0	0.00%	56	4	0			N	M,VP	0	\$300.00
	Exc Award (06/30/2018, 06/30/2023, 06/30/2024)																



# Club Health Assessment for District 307B2 through April 2025

			Status	Membership							Reports					Finance		LCIF
Club Number	Club Name	Charter Date		Current Member Count	YTD Members Added	YTD Members Dropped	YTD Net Growth	YTD Net Growth%	Member Count 12 Months Ago	Avg. length of service for dropped members	Months Since Last MMR ***	Yrs. Since Last Officer Report	President Rotation	Vice President Reported ****	Months Since Last Activity Report ***	Account Balance	Donations for current Fiscal Year	
			Number of times on status quo within last two years	If below 15 members appears				If net loss is greater than 20% appears			If no report in 3 months appears	When more than one year appears in	Number of repeat terms	Notes the officers that do not have appears in an active	If no report at 12 months red			
151841	Makassar Sipakatau	07/26/2022	Active(1)	29	0	0	0	0.00%	29		8		2	N	M,VP,SC	10	90+ Days	
108071	MAKASSAR UNITED	04/14/2010	Active	70	5	11	-6	-7.89%	68	3	0			N		1		\$100.00
	Exc Award (06/30/2017, 06/30/2018, 06/30/20																	
152112	Malang Amazing	08/11/2022	Active	80	16	7	9	12.68%	54	2	0			N	SC	0		\$760.00
	Exc Award (06/30/2024)																	
62354	MALANG BRAWIJAYA	09/13/1999	Active	40	4	1	3	8.11%	34	8	0				VP,SC	0		
	Exc Award (06/30/2016, 06/30/2017, 06/30/20																	
42867	MALANG INDAH	06/03/1983	Active	59	0	11	-11	-15.71%	84	5	3			N	P,M,VP	0		\$1,000.00
	Exc Award (06/30/2023)																	
144991	Malang Permata Ma Chung	02/08/2021	Active	24	0	0	0	0.00%	22		10		2		VP	N/A	90+ Days	
152558	Manado Basudara	09/02/2022	Active(1)	5	0	0	0	0.00%	5		15	1	None		P,S,T,M,VP SC	24+		
132806	Manado Bunaken	10/13/2017	Active	8	0	0	0	0.00%	8		22	1	None		P,S,T,M,VP SC	22		
138477	Manokwari Mansinam	06/07/2019	Active(1)	10	0	0	0	0.00%	10		10		7		T,VP,SC	18	90+ Days	
120703	Mojokerto Majapahit Host	11/10/2013	Active	13	0	0	0	0.00%	8		10		2	N	M,SC	16	90+ Days	
146392	Palu Ebony	06/01/2021	Active	10	7	3	4	66.67%	6	4	1				M,VP,SC	N/R		
117936	PALU MALEO	10/03/2012	Active	51	3	3	0	0.00%	48	10	2			N	T,M,SC	5		\$250.00
	Exc Award (06/30/2018, 06/30/2021, 06/30/20																	
43043	SEMARANG TUGU MUDA	09/28/1983	Active(2)	6	0	9	-9	-60.00%	15	14	3		3		M,VP,SC	24+		
150572	Situbondo Rengganis	05/16/2022	Active	7	0	3	-3	-30.00%	8	2	4		3		T,M,VP,SC	7		
51367	SOLO BENGAWAN	02/28/1991	Active	104	7	6	1	0.97%	96	9	0			N		3		\$1,850.00
	Exc Award (06/30/2016, 06/30/2017, 06/30/20																	
125987	Solo Mustika	10/19/2015	Active	101	32	4	28	38.36%	62	1	0			N		0		\$1,025.00
	Exc Award (06/30/2017, 06/30/2018, 06/30/20																	
124407	Solo Putri	03/13/2015	Active	15	1	0	1	7.14%	10		0				VP,SC	0		
152411	Sungguminasa Ewako	08/30/2022	Active(1)	7	0	8	-8	-53.33%	15	2	3		3	R	S,SC	4		
128875	Surabaya Diamond	09/09/2016	Active	49	6	0	6	13.95%	46		0				VP	0		\$1,600.00
	Exc Award (06/30/2017, 06/30/2018, 06/30/20																	



# Club Health Assessment for District 307B2 through April 2025

			Status	Membership							Reports					Finance		LCIF
Club Number	Club Name	Charter Date		Current Member Count	YTD Members Added	YTD Members Dropped	YTD Net Growth	YTD Net Growth%	Member Count 12 Months Ago	Avg. length of service for dropped members	Months Since Last MMR ***	Yrs. Since Last Officer Report	President Rotation	Vice President Reported ****	Months Since Last Activity Report ***	Account Balance	Donations for current Fiscal Year	
			Number of times on status quo within last two years	If below 15 members appears				If net loss is greater than 20% appears			If no report in 3 months appears in	When more than one year appears in	Number of repeat terms	Notes the officers that do not have an active	If no report at 12 months red			
148897	Surabaya Blessing	11/10/2021	Active	5	0	3	-3	-37.50%	8	3	0		4	N	M,SC	0		
151833	Surabaya Brotherhood	07/21/2022	Active	12	8	15	-7	-36.84%	19	1	0			N	SC	5		
82646	SURABAYA CENTRAL	06/23/2004	Active	23	0	3	-3	-11.54%	30	8	3			N		7		
	Exc Award (06/30/2016, 06/30/2017, 06/30/20																	
140957	Surabaya Country	02/26/2020	Active	28	8	12	-4	-12.50%	30	2	4		2	N		1	\$400.00	
	Exc Award (06/30/2022, 06/30/2023, 06/30/20																	
111324	SURABAYA EDELWEISS	06/10/2011	Active	74	5	13	-8	-9.76%	74	9	1		15	R	S,T,M,VP,SC	0	\$6,000.00	
	Exc Award (06/30/2016, 06/30/2017, 06/30/20																	
137968	Surabaya Grand	04/15/2019	Active	26	0	3	-3	-10.34%	29	2	3		2	N	S,SC	7	\$650.00	
	Exc Award (06/30/2023, 06/30/2024)																	
146258	Surabaya Intan	05/19/2021	Active	22	0	0	0	0.00%	19		0			N		1	90+ Days	
	Exc Award (06/30/2024)																	
48275	SURABAYA KENCANA	03/15/1988	Active	28	6	2	4	16.67%	20	5	0		2	R	T,VP,SC	3		
	Exc Award (06/30/2018, 06/30/2020, 06/30/20																	
84921	SURABAYA KHARISMA	02/28/2005	Active	16	0	0	0	0.00%	13		0		4		VP	8	\$200.00	
	Exc Award (06/30/2016, 06/30/2024)																	
61401	SURABAYA MAHARDHIKA	01/06/1999	Active	31	3	1	2	6.90%	26	15	0			N		0	\$3,000.00	
	Exc Award (06/30/2018, 06/30/2024)																	
141722	Surabaya Millennium	06/19/2020	Cancelled(8*)	0	0	13	-13	-100.00%	13	5	4		None		P,S,T,M,VP SC	24+	90+ Days	
	Exc Award (06/30/2021, 06/30/2022)																	
143778	Surabaya Mutiara	12/01/2020	Active	28	0	0	0	0.00%	26		10				VP	6	90+ Days	
	Exc Award (06/30/2022, 06/30/2024)																	
62905	SURABAYA NIRWANA	03/14/2000	Active	30	0	0	0	0.00%	30		9		2	R		13	90+ Days	
	Exc Award (06/30/2018, 06/30/2019, 06/30/20																\$1,000.00	
148291	Surabaya Onesiphorus	09/21/2021	Active	23	0	0	0	0.00%	21		11				VP,SC	6	90+ Days	
	Exc Award (06/30/2022, 06/30/2023)																	
61198	SURABAYA PADMA	10/22/1998	Active	26	1	28	-27	-50.94%	53	4	0		4	R	SC	3		
	Exc Award (06/30/2016, 06/30/2017, 06/30/20																	
39574	SURABAYA PAHLAWAN	03/19/1981	Active	16	1	0	1	6.67%	15		0				T,M,VP,SC	0		



# Club Health Assessment for District 307B2 through April 2025

			Status	Membership							Reports					Finance		LCIF
Club Number	Club Name	Charter Date		Current Member Count	YTD Members Added	YTD Members Dropped	YTD Net Growth	YTD Net Growth%	Member Count 12 Months Ago	Avg. length of service for dropped members	Months Since Last MMR ***	Yrs. Since Last Officer Report	President Rotation	Vice President Reported ****	Months Since Last Activity Report ***	Account Balance	Donations for current Fiscal Year	
			Number of times on status quo within last two years	If below 15 members appears				If net loss is greater than 20% appears			If no report in 3 months appears in	When more than one year appears in	Number of repeat terms	Notes the officers that do not have an active	If no report at 12 months appears in red			
Exc Award (06/30/2016)																		
39456	SURABAYA PATRIA	02/20/1981	Active	86	8	0	8	10.26%	82		0			N M	1		\$14,680.00	
Exc Award (06/30/2017, 06/30/2018, 06/30/2020)																		
150575	Surabaya Patria Youth	04/22/2022	Active	16	2	6	-4	-20.00%	33	3	0			N M,VP,SC	9			
150637	Surabaya Pelangi	05/02/2022	Active	26	10	0	10	62.50%	18		0			N M	1			
55023	SURABAYA PELITA	11/03/1993	Active	21	0	2	-2	-8.70%	21	7	2		2		VP	0		
Exc Award (06/30/2018, 06/30/2020, 06/30/2020)																		
55030	SURABAYA PERTIWI	11/04/1993	Active	11	0	0	0	0.00%	11		13		3		M,VP,SC	0		
Exc Award (06/30/2016, 06/30/2018, 06/30/2020)																		
129827	Surabaya Sejahtera	01/31/2017	Active	8	1	3	-2	-20.00%	10	8	5		3	N SC	0			
Exc Award (06/30/2023)																		
120462	Surabaya Shining	10/10/2013	Active	230	14	34	-20	-8.00%	238	5	0		2	N T	0		\$22,590.00	
Exc Award (06/30/2016, 06/30/2020, 06/30/2020)																		
53131	SURABAYA SRIKANDI	05/21/1992	Active	84	6	2	4	5.00%	71	7	0			N	0		\$3,400.00	
Exc Award (06/30/2016, 06/30/2018, 06/30/2020)																		
151846	Surabaya Starlight	07/21/2022	Active(1)	10	0	12	-12	-54.55%	16	4	4		2		VP	3	90+ Days \$10.00	
Exc Award (06/30/2024)																		
133268	Surabaya Stellar	11/28/2017	Active	39	1	3	-2	-4.88%	41	2	0			N SC	4			
Exc Award (06/30/2024)																		
42106	SURABAYA SURYA	12/17/1982	Active	27	6	2	4	17.39%	21	2	0		4	N T,M,SC	0		\$300.00	
Exc Award (06/30/2018, 06/30/2020, 06/30/2020)																		
78718	SURABAYA VICTORIA	04/14/2004	Active	66	15	11	4	6.45%	53	5	0			N	0			
Exc Award (06/30/2018, 06/30/2020, 06/30/2020)																		
153438	Surabaya Winner	01/11/2023	Active	4	2	4	-2	-33.33%	6	4	4				T,M,VP	2		
142435	Temanggung Sindoro	08/03/2020	Active	21	0	0	0	0.00%	24		10		2	R SC	5			
116091	TUBAN RONGGOLawe	02/15/2012	Active	18	0	3	-3	-14.29%	20	2	8		3	R T,M,VP,SC	1			
Exc Award (06/30/2023, 06/30/2024)																		
107798	WONOSOBO DIENG	03/12/2010	Active	17	5	0	5	41.67%	13		2		None	P,VP	1			
Exc Award (06/30/2017, 06/30/2020)																		



# Club Health Assessment for District 307B2 through April 2025

			Status	Membership							Reports					Finance		LCIF
Club Number	Club Name	Charter Date		Current Member Count	YTD Members Added	YTD Members Dropped	YTD Net Growth	YTD Net Growth%	Member Count 12 Months Ago	Avg. length of service for dropped members	Months Since Last MMR ***	Yrs. Since Last Officer Report	President Rotation	Vice President Reported ****	Months Since Last Activity Report ***	Account Balance	Donations for current Fiscal Year	
			Number of times on status quo within last two years	If below 15 members appears				If net loss is greater than 20% appears			If no report in 3 months appears in	When more than one year appears in	Number of repeat terms	Notes the officers that do not have an active	If no report at 12 months appears in red			
152874	Yogyakarta Bhumi Mataram	11/02/2022	Cancelled(8*)	0	0	9	-9	-100.00%	15	2	5		None	P,S,T,M,VP SC	N/A	90+ Days		
130424	Yogyakarta Centennial Exc Award (06/30/2023)	03/28/2017	Active	10	0	7	-7	-41.18%	17	3	5			N	P,VP	5	90+ Days	
150896	Yogyakarta Dewangga Mataram Exc Award (06/30/2024)	05/25/2022	Active(1)	20	1	2	-1	-4.76%	20	2	0				VP	2		
144993	Yogyakarta Hadiningrat	02/01/2021	Active(2)	4	0	0	0	0.00%	4		13	1	None	P,S,T,M,VP SC	18			
153605	Yogyakarta Jagadhita	02/13/2023	Cancelled(8*)	0	0	18	-18	-100.00%	18	3	1		None	P,S,T,M,VP SC	2	90+ Days		
127065	Yogyakarta Manggala Mataram Exc Award (06/30/2017, 06/30/2018, 06/30/20	03/16/2016	Active	53	8	3	5	10.42%	58	4	0			R	VP	5	\$2,000.00	
53919	YOGYAKARTA PUSPITA MATARAM Exc Award (06/30/2016, 06/30/2018, 06/30/20	12/28/1992	Active	94	19	5	14	17.50%	80	4	0			N	M	0	\$4,000.00	
144340	Yogyakarta Sandyakala Exc Award (06/30/2023, 06/30/2024)	12/29/2020	Active	24	13	13	0	0.00%	26	1	0			N	M,VP,SC	0		
120894	Yogyakarta Sekar Kedhaton Exc Award (06/30/2017)	12/11/2013	Active	21	5	5	0	0.00%	21	8	0				P,T,M,VP,SC	0	\$1,000.00	
148923	Yogyakarta Srimanganti	11/12/2021	Active	7	1	3	-2	-22.22%	9	2	0				M,VP	6		
140002	Yogyakarta Tugu Mataram Exc Award (06/30/2023)	10/16/2019	Active	28	10	16	-6	-17.65%	34	3	0			N	M,SC	1	\$200.00	
153169	Yogyakarta Tugu Mustika Mataram Exc Award (06/30/2024)	12/16/2022	Active	26	13	9	4	18.18%	25	1	0		2		T,M,VP,SC	0		

Clubs Cancelled Previous Fiscal Year – Clubs Cancelled within last 12 months may be reinstated

Club Number	Club Name	Charter Date	Current Status*	Cancellation Date
134372	Jayapura Port Numbay	04/13/2018	Cancelled(8*)	07/29/2023
150851	Semarang SeMarak	05/19/2022	Cancelled(8*)	08/29/2023
132612	Yogyakarta Malioboro Centennial	09/19/2017	Cancelled(8*)	12/29/2023



## Club Health Assessment for District 307B2 through April 2025

Club Number			Club Name			Charter Date			Status					Membership					Reports					Finance		LCIF
									Current Member Count	YTD Members Added	YTD Members Dropped	YTD Net Growth	YTD Net Growth%	Member Count 12 Months Ago	Avg. length of service for dropped members	Months Since Last MMR ***	Yrs. Since Last Officer Report	President Rotation	Vice President Reported ****	Months Since Last Activity Report ***	Account Balance	Donations for current Fiscal Year				
									Number of times on status quo within last two years	If below 15 members appears			If net loss is greater than 20% appears			If no report in 3 months appears in		When more than one year appears in	Number of repeat terms	Notes the officers that do not have an active		If no report at 12 months appears in red				
Current Total Clubs Count	YTD New Clubs Count	YTD Cancelled Clubs Count	YTD Net Club Gain	Current Total Members Count	YTD Add	YTD Drop	YTD Net Growth	YTD Net Growth %	Member Count 12 Months Ago	Average Member Count Per Club	% of Clubs with less than 20 members	% No MMR in 3 Months	% No Officer Report in 12 Months	% of Clubs with balance 90+ days	Number of Clubs in Status Quo	% Status Quo Clubs in Financial Suspension	Number of Cancelled Clubs	Average Cancelled Club Age	Members Lost Due to Cancellation	% of Clubs Cancelled for Non-Financial Reasons						
158	30	4	26	4,485	1,104	641	463	11.51%	3,927	28	32%	41%	6%	24%	0	0%	4	7	50	-75%						

\* - P - Priority Club. Cancellation Reasons: 1-Objectives/conduct, 2-Non-active club, 5-Non-existing club, 6-Disbanding, 7-Merger, 8-Financial Suspension, 9-District/Multiple District Dues.

\*\* - Abbreviation: P-President, S-Secretary, T-Treasurer, M-Member Chairperson, VP-First Vice President, MC-Communications Chairperson, SC-Service Chairperson

\*\*\* - Abbreviation: N/R - Never reported using the Lions Clubs website, N/A - Not applicable, No password registered for the Lions Clubs website.

\*\*\*\* - Abbreviation: N - New, IP - Immediate Past, R - Repeat.



# Club Health Assessment for Ident 5807 - TAHITI - UND through April 2025

			Status							Membership							Reports					Finance		LCIF
Club Number	Club Name	Charter Date		Current Member Count	YTD Members Added	YTD Members Dropped	YTD Net Growth	YTD Net Growth%	Member Count 12 Months Ago	Avg. length of service for dropped members	Months Since Last MMR ***	Yrs. Since Last Officer Report	President Rotation	Vice President Reported ****	Months Since Last Activity Report ***	Account Balance	Donations for current Fiscal Year							
			Number of times on status quo within last two years	If below 15 members appears			If net loss is greater than 20% appears				If no report in 3 months appears in	When more than one year appears in	Number of repeat terms	Notes the officers that do not have an active	If no report at 12 months appears in red									
Clubs more than two years old																								
27949	PAPEETE	03/18/1960	Active	23	4	3	1	4.55%	22	25	1		2	R	SC	1	\$1,050.00							
Current Total Clubs Count	YTD New Clubs Count	YTD Cancelled Clubs Count	YTD Net Club Gain	Current Total Members Count	YTD Add	YTD Drop	YTD Net Growth	YTD Net Growth %	Member Count 12 Months Ago	Average Member Count Per Club	% of Clubs with less than 20 members	% No MMR in 3 Months	% No Officer Report in 12 Months	% of Clubs with balance 90+ days	Number of Clubs in Status Quo	% Status Quo Clubs in Financial Suspension	Number of Cancelled Clubs	Average Cancelled Club Age	Members Lost Due to Cancellation	% of Clubs Cancelled for Non-Financial Reasons				
1	0	0	0	23	4	3	1	4.55%	22	23	0%	0%	0%	0%	0	0%	0	0	0	0%				

\* - P - Priority Club. Cancellation Reasons: 1-Objectives/conduct, 2-Non-active club, 5-Non-existing club, 6-Disbanding, 7-Merger, 8-Financial Suspension, 9-District/Multiple District Dues.

\*\* - Abbreviation: P-President, S-Secretary, T-Treasurer, M-Member Chairperson, VP-First Vice President, MC-Communications Chairperson, SC-Service Chairperson

\*\*\* - Abbreviation: N/R - Never reported using the Lions Clubs website, N/A - Not applicable, No password registered for the Lions Clubs website.

\*\*\*\* - Abbreviation: N - New, IP - Immediate Past, R - Repeat.



# Club Health Assessment for Ident 5895 - NEW CALEDONIA - UND through April 2025

			Status	Membership						Reports					Finance		LCIF
Club Number	Club Name	Charter Date		Current Member Count	YTD Members Added	YTD Members Dropped	YTD Net Growth	YTD Net Growth%	Member Count 12 Months Ago	Avg. length of service for dropped members	Months Since Last MMR ***	Yrs. Since Last Officer Report	President Rotation	Vice President Reported ****	Months Since Last Activity Report ***	Account Balance	Donations for current Fiscal Year
			Number of times on status quo within last two years	If below 15 members appears				If net loss is greater than 20% appears			If no report in 3 months appears in	When more than one year appears in	Number of repeat terms	Notes the officers that do not have an active	If no report at 12 months appears in red		
Clubs less than two years old																	
180429	Dumbéa Espoir	02/21/2025	Newly Chartered	22	22	0	22	100.00%	0		2			N M	0		
Clubs more than two years old																	
54276	BOURAIL LES ORCHIDEES	03/25/1993	Active	15	1	0	1	7.14%	14		5			N	0		\$380.00
54441	KONE	05/10/1993	Active	4	0	1	-1	-20.00%	5	1	2		4		M,VP,SC	3	90+ Days
55769	LA FOA	05/23/1994	Active	10	0	0	0	0.00%	10		7		2		VP	5	
47479	MONT DORE	06/11/1987	Active	12	0	0	0	0.00%	12		0			R	T,M,VP	6	\$100.00
49788	MONT DORE DELICIOSA	07/24/1989	Active	17	0	2	-2	-10.53%	19	6	6				M,VP,SC	5	\$5,049.07
30809	NEW CALEDONIA NORTH	05/05/1975	Active	8	0	0	0	0.00%	8		13		9		P,T,M,VP,SC	24+	90+ Days
27951	NOUMEA	03/13/1961	Active	39	1	4	-3	-7.14%	42	10	1			N	M,SC	4	\$1,000.00
35700	NOUMEA BOUGAINVILLE	05/26/1978	Active	22	1	5	-4	-15.38%	26	25	1			N	M	1	\$1,000.00
56103	NOUMEA GRAND LARGE	09/26/1994	Active	12	1	0	1	9.09%	11		0			N	M,SC	2	
49017	NOUMEA LINCKIA	11/10/1988	Active	16	3	4	-1	-5.88%	19	36	0			N		1	\$950.00
133827	Nouméa Nautille	03/07/2018	Active	18	6	3	3	20.00%	15	2	2			N		0	\$6,000.00


Clubs Cancelled Previous Fiscal Year – Clubs Cancelled within last 12 months may be reinstated

Club Number	Club Name	Charter Date	Current Status*	Cancellation Date
47478	DUMBEA	06/11/1987	Cancelled(6*)	01/29/2024

Current Total Clubs Count	YTD New Clubs Count	YTD Cancelled Clubs Count	YTD Net Club Gain	Current Total Members Count	YTD Add	YTD Drop	YTD Net Growth	YTD Net Growth %	Member Count 12 Months Ago	Average Member Count Per Club	% of Clubs with less than 20 members	% No MMR in 3 Months	% No Officer Report in 12 Months	% of Clubs with balance 90+ days	Number of Clubs in Status Quo	% Status Quo Clubs in Financial Suspension	Number of Cancelled Clubs	Average Cancelled Club Age	Members Lost Due to Cancellation	% of Clubs Cancelled for Non-Financial Reasons
12	1	0	1	195	35	19	16	8.94%	181	16	75%	33%	0%	17%	0	0%	0	0	0	0%



Club Health Assessment for Ident 5895 - NEW CALEDONIA - UND through April 2025

		Charter Date	Status	Membership						Reports				Finance	LCIF		
Club Number	Club Name			Current Member Count	YTD Members Added	YTD Members Dropped	YTD Net Growth	YTD Net Growth%	Member Count 12 Months Ago	Avg. length of service for dropped members	Months Since Last MMR ***	Yrs. Since Last Officer Report	President Rotation	Vice President Reported ****	Months Since Last Activity Report ***	Account Balance	Donations for current Fiscal Year
			Number of times on status quo within last two years	If below 15 members appears				If net loss is greater than 20% appears			If no report in 3 months appears in	When more than one year appears in	Number of repeat terms	Notes the officers that do not have an active	If no report at 12 months appears in red		

\* - P - Priority Club. Cancellation Reasons: 1-Objectives/conduct, 2-Non-active club, 5-Non-existing club, 6-Disbanding, 7-Merger, 8-Financial Suspension, 9-District/Multiple District Dues.  
\*\* - Abbreviation: P-President, S-Secretary, T-Treasurer, M-Member Chairperson, VP-First Vice President, MC-Communications Chairperson, SC-Service Chairperson  
\*\*\* - Abbreviation: N/R - Never reported using the Lions Clubs website, N/A - Not applicable, No password registered for the Lions Clubs website.  
\*\*\*\* - Abbreviation: N - New, IP - Immediate Past, R - Repeat.